

# Welcome

East Georgia State  
College

State of the  
College  
October 13, 2014  
11:00 a.m.

Bob Boehmer



Copies of these remarks and Powerpoint  
available at

[http://www.ega.edu/offices/presidents\\_office/presentations\\_by\\_the\\_president](http://www.ega.edu/offices/presidents_office/presentations_by_the_president)



**EDUCATING.**



**GRADUATING.**



**SERVING**



**COMMUNITIES.**









## Mission

East Georgia State College is an associate degree granting, liberal arts institution of the University System of Georgia **providing its students access** to both academically transferable programs of study and collaborative programs in occupation related fields. The College also offers targeted baccalaureate level degrees that support the University System's initiative to expand educational opportunities. The College prepares traditional and nontraditional students for success in the global 21st century through a technologically advanced teaching and learning environment that fosters personal growth by utilizing an expanding range of resources and amenities, including an on-campus student residential option. The College also continuously engages the communities it serves through public service and cultural enrichment.

## Vision

East Georgia State College seeks to be a **state of Georgia leader in providing a model for expanding access to higher education** as the state seeks to increase dramatically its rate of college completion. Located in a primarily rural area in the interior of the Augusta-Savannah-Macon triangle, EGSC is strategically positioned to provide an **affordable, high quality academic experience** to a large number of Georgians. EGSC has a record of success in its commitment to produce workforce ready graduates with the skills necessary to meet needs of employers in an increasingly diverse, high-technology, global working environment. The College seeks to instill enthusiasm in all of its students for a lifetime of learning and community service. In carrying out this vision, EGSC is committed to **education with a personal touch** designed to improve the critical thinking skills and the lives of the people and communities it serves.

# What is the “new normal” in higher education in U.S.?

- Declining state funding
  - Students and their families paying a higher percentage of the cost (i.e., higher tuition)
  - Rising student loan debt
  - Rising student loan default rate
- Downward enrollment pressure



# FY 2015 Budget - \$7.77B

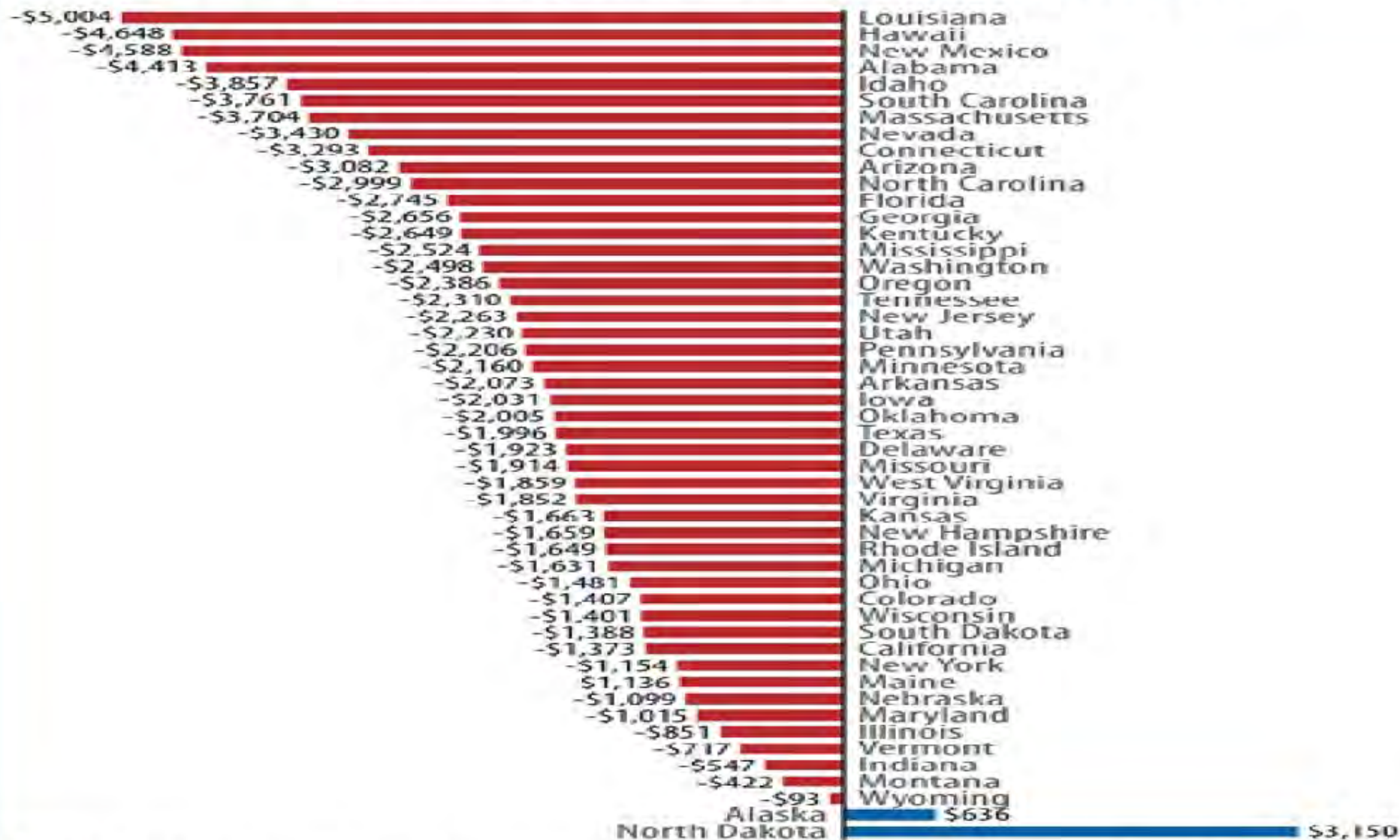
State Appropriations	\$1,939,087,764
Tuition	1,765,103,181
Special Institutional Fee	206,960,404
Other Revenues	378,575,411
Sponsored	2,012,028,381
Departmental Sales and Services	260,037,132
<b>Total Educational and General</b>	<b>6,561,792,273</b>
Capital	139,221,744
Auxiliary Enterprises	938,866,341
Student Activities	128,334,305
<b>Total FY 2015 Original Budget</b>	<b>\$7,768,214,663</b>

~25% of Total Budget

Figure 2

## State Funding for Higher Education Remains Far Below Pre-Recession Levels in Most States

Change in state spending per student, inflation adjusted, FY08 - FY14\*



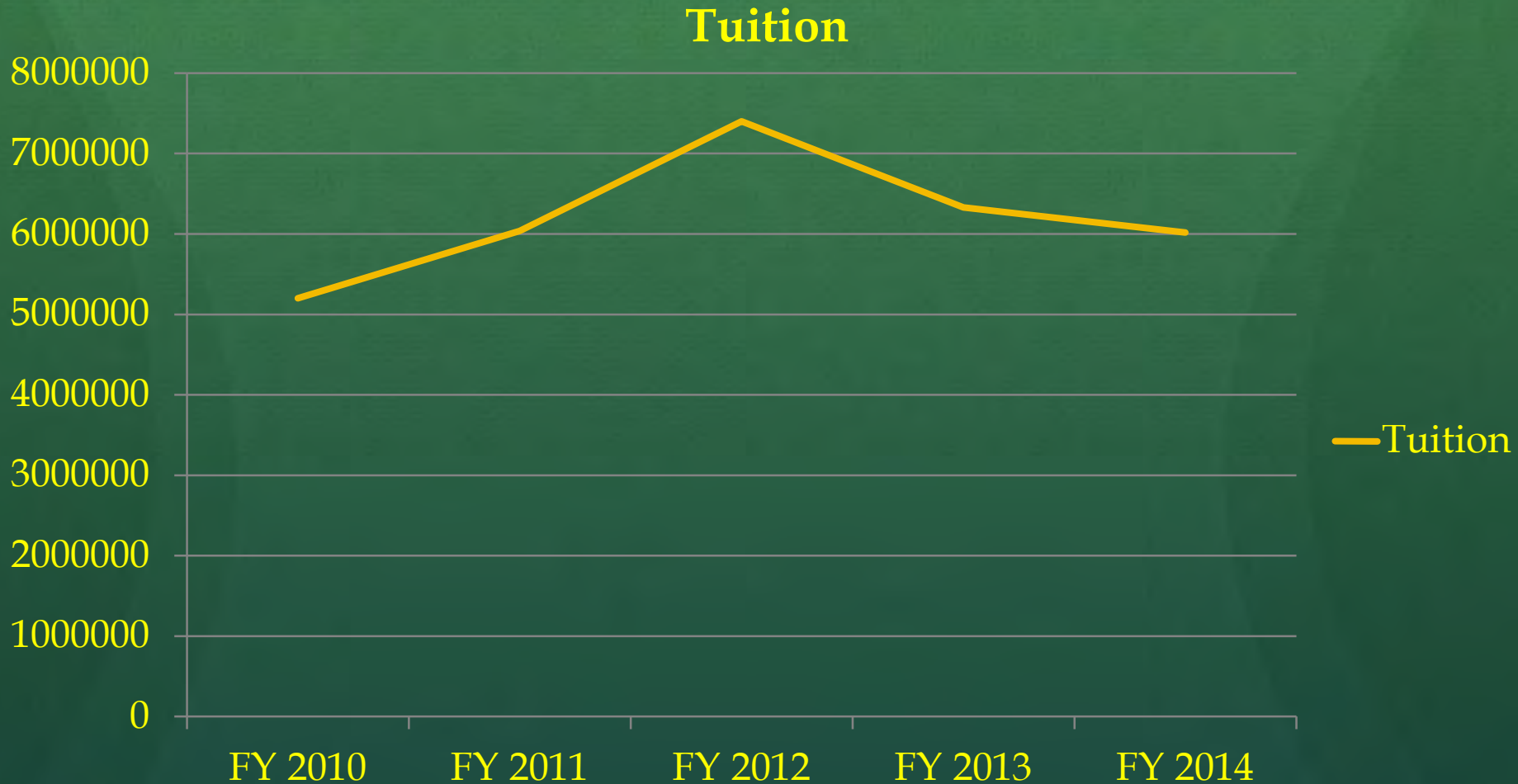
\*FY=Fiscal year

Source: CBPP calculations using data from Illinois State University's annual Grapevine Report and the State Higher Education Executive Officers Association. Illinois funding data is provided by the Fiscal Policy Center at Voices for Illinois Children. Because enrollment data is only available through the 2013 school year, enrollment for the 2013-14 school year is estimated using data from past years.

# EGSC's State Allocation (\$7,352,244 for FY 2014)



# EGSC's Tuition Revenue (\$6,019,135 for FY 2014)



# Don't Be This Guy!

## Examine the Scope of Student Loan Borrower Distress

By EQUAL JUSTICE WORKS

December 5, 2012 |  RSS Feed |  Print

It's no secret that many borrowers are struggling to pay off their [student loans](#). In the past, the Student Loan Ranger has discussed [rising default rates](#).

The equally-telling [deferment, forbearance, and delinquency rates](#)

also continue to rise, and reporting from the *Chronicle of Higher Education* suggests that even the new and sobering Department of Education [three-year cohort default rates](#) actually under-report the financial distress of borrowers.



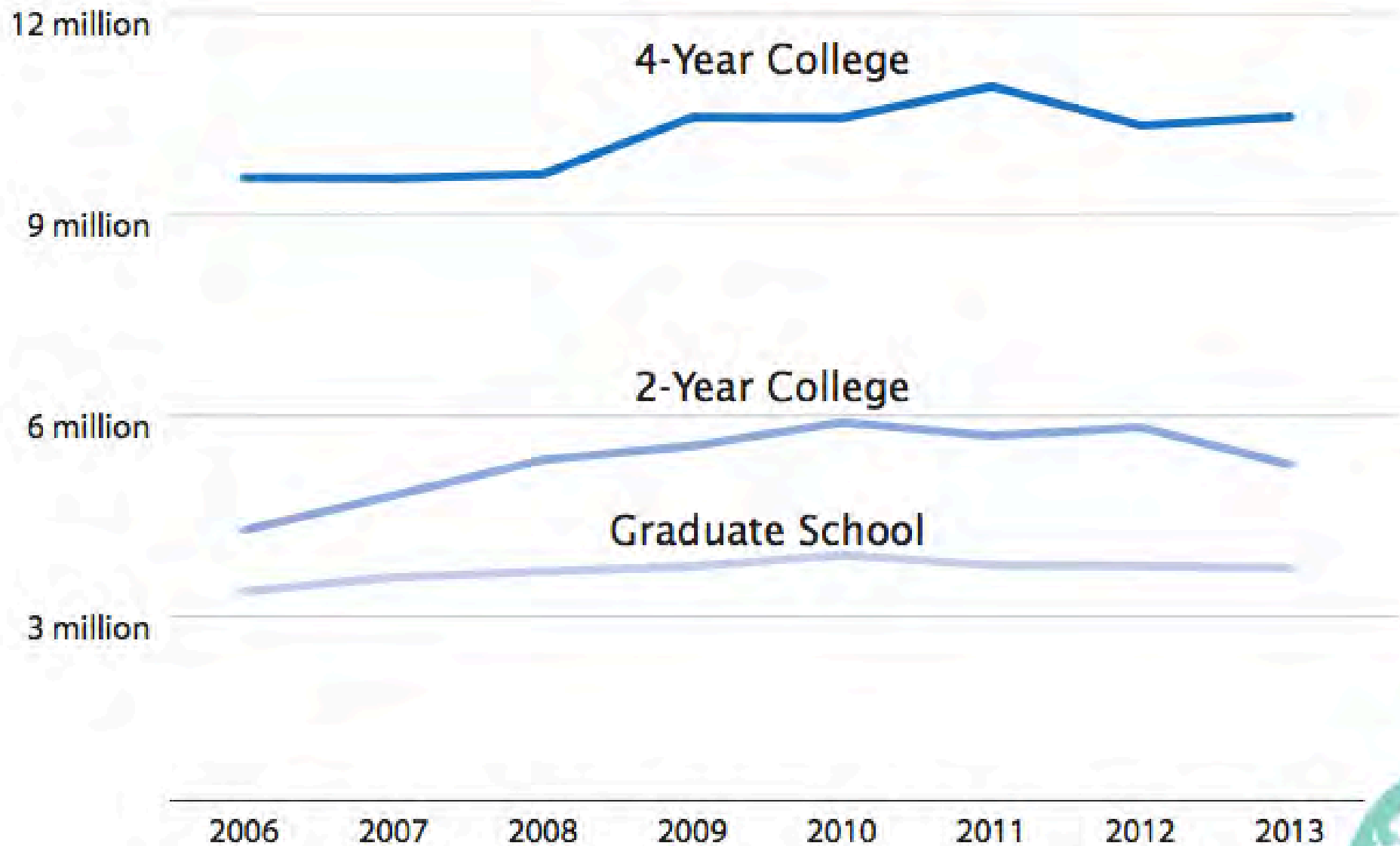
Defaulting on student loans has negative consequences.

# Georgia Revenue Trends

## State Revenue Collections FY 2011 – FY 2014 Actual Collections



# U.S. Enrollment in Colleges and Universities



# University System Enrollment

## Fall Headcount Enrollment



# Projected Enrollments in U.S. Degree-Granting Institutions, 2012-2022 (in 000s)

	2012	2013	206	2019	2022	% Change, 2012-2022
All students	20,968	21,216	22,076	23,025	23,888	13.9%
Men	8,998	9,070	9,216	9,493	9,796	8.9%
Women	11,970	12,146	12,860	13,533	14,092	17.7%
Full time	13,104	13,107	13,532	14,068	14,616	11.5%
Part time	7,953	8,109	8,544	8,957	9,273	16.6%
Undergraduate	18,006	18,187	18,848	19,634	20,399	13.3%
Graduate	2,962	3,029	3,228	3,392	3,489	17.8%
First-Time Freshmen	3,165	3,196	3,309	3,445	3,578	13.1%
<b>Public 4-Year</b>	<b>8,045</b>	<b>8,131</b>	<b>8,443</b>	<b>8,790</b>	<b>9,120</b>	<b>13.4%</b>
Public 2-Year	7,033	7,125	7,420	7,755	8,048	14.4%
Private 4-Year	5,455	5,521	5,757	6,003	6,223	14.1%



# Disparity among Millennials Ages 25-32 By Education Level in Terms of Annual Earnings ...

*(median among full-time workers, in 2012 dollars)*



## Unemployment Rate ...



## And Share Living in Poverty ...

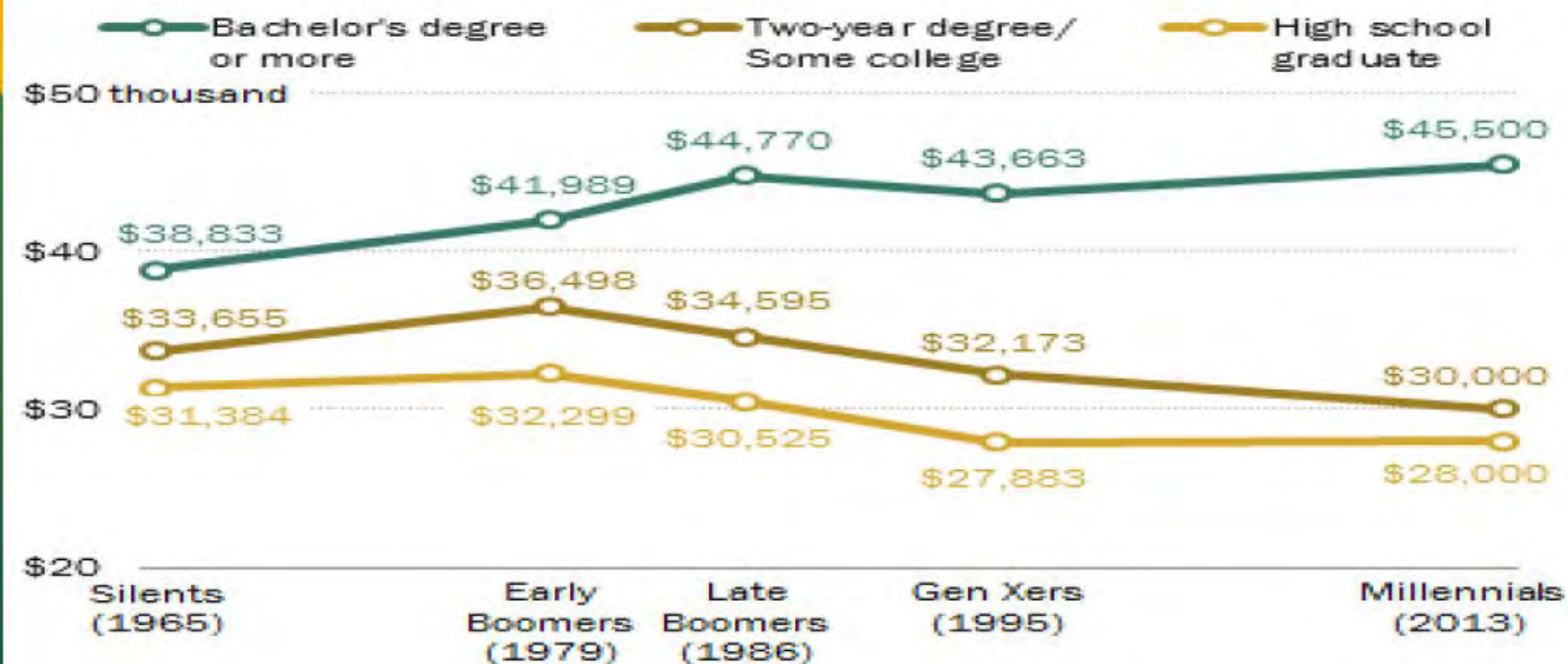


Notes: Median annual earnings are based on earnings and work status during the calendar year prior to interview and limited to 25- to 32-year-olds who worked full time during the previous calendar year and reported positive earnings. "Full time" refers to those who usually worked at least 35 hours a week last year. The unemployment rate refers to the share of the labor force (those working or actively seeking work) who are not employed. Poverty is based on the respondent's family income in the calendar year preceding the survey.

Source: Pew Research Center tabulations of the 2013 March Current Population Survey (CPS) Integrated Public Use Micro Sample

# Rising Earnings Disparity Between Young Adults with And Without a College Degree

Median annual earnings among full-time workers ages 25 to 32, in 2012 dollars



Notes: Median annual earnings are based on earnings and work status during the calendar year prior to interview and limited to 25- to 32-year-olds who worked full time during the previous calendar year and reported positive earnings. "Full time" refers to those who usually worked at least 35 hours a week last year.

Source: Pew Research Center tabulations of the 2013, 1995, 1986, 1979 and 1965 March Current Population Survey (CPS) Integrated Public Use Micro Samples

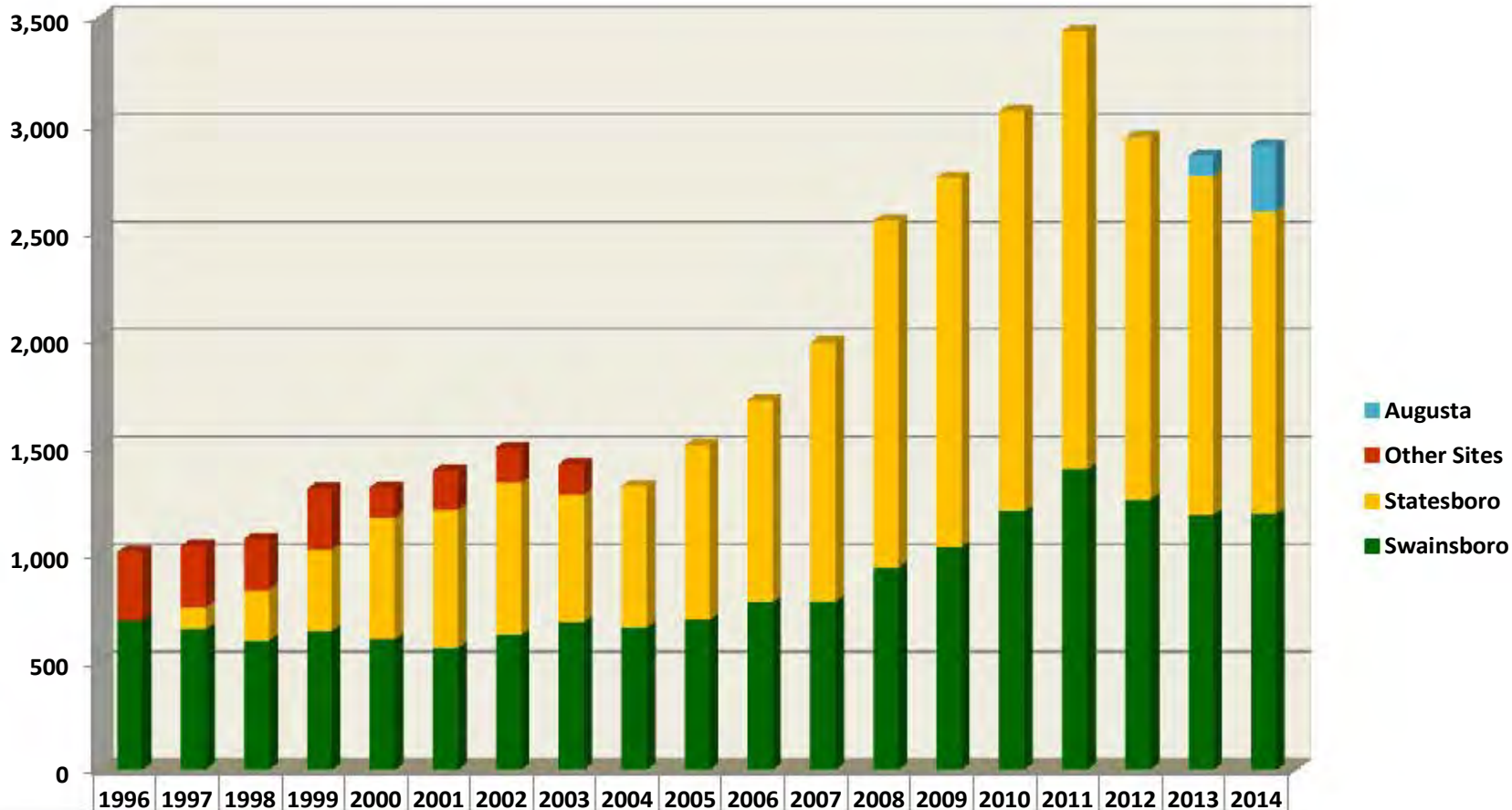
# EGSC's Strategic Goals

## Guide Day to Day Decisions As We Navigate the "New Normal"

- 1. Complete College:** East Georgia State College will implement a comprehensive college success program that enables all its students to achieve their academic goals with minimum delay and expense.
- 2. Economic Development:** East Georgia State College will be a catalyst for the economic development of its service area.
- 3. Innovative Performance:** East Georgia State College will continuously align its resources to realize an educated Southeast Georgia at a cost affordable to its stakeholders.
- 4. Service Culture:** East Georgia State College will foster a culture of service through opportunities that allow its students to develop life skills that compliment and reinforce their academic skills.

# EGSC Fall Enrollment 1996 -2014

Total Enrollment	1996	1997	1998	1999	2000	2001	2002	2003	2004	2005	2006	2007	2008	2009	2010	2011	2012	2013	2014
	1,015	1,043	1,074	1,306	1,313	1,393	1,499	1,420	1,318	1,511	1,719	1,987	2,555	2,754	3,063	3,436	2,944	2,857	2,907



	1996	1997	1998	1999	2000	2001	2002	2003	2004	2005	2006	2007	2008	2009	2010	2011	2012	2013	2014
<b>Augusta</b>																		94	310
<b>Other Sites</b>	320	288	238	282	139	184	165	140											
<b>Statesboro</b>		101	237	377	568	642	707	593	654	814	938	1,204	1,614	1,717	1,862	2,036	1,686	1,578	1,406
<b>Swainsboro</b>	695	654	599	647	606	567	627	687	664	697	781	783	941	1,037	1,201	1,400	1,258	1,185	1,191

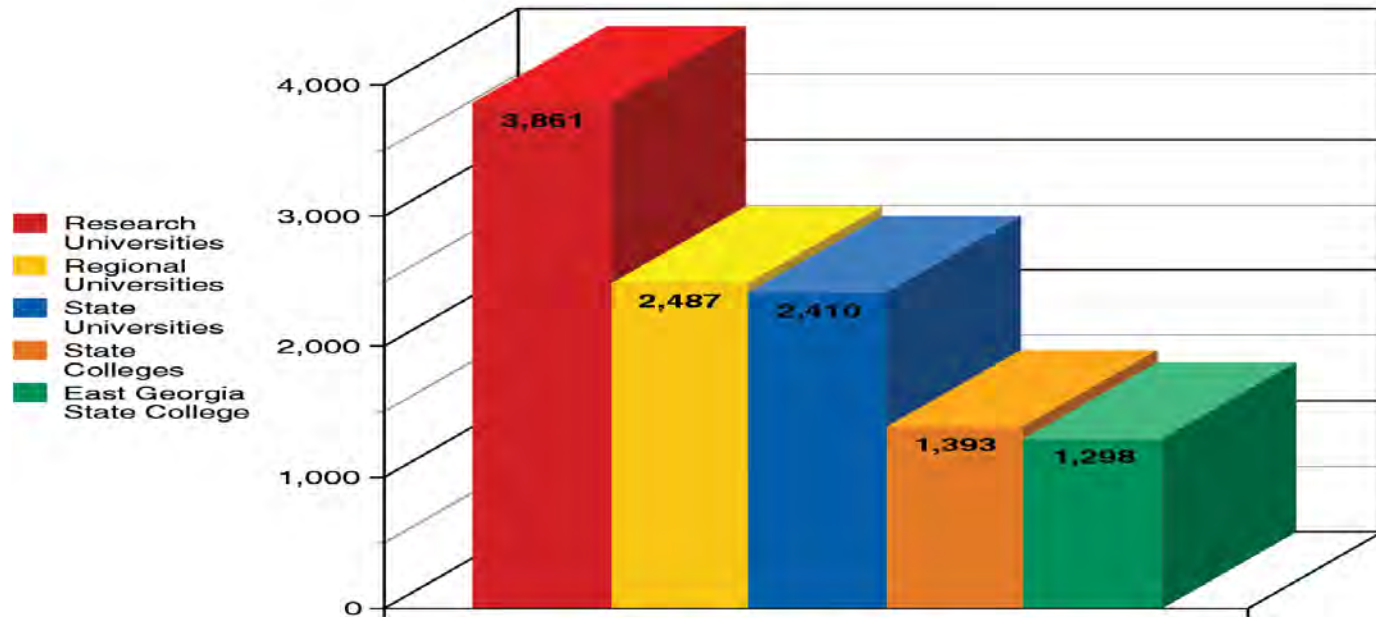


PAYNE HALL



HEADQUARTERS





US Department of Education names  
EGSC as one of the Top 50 Most  
Affordable Colleges in the Country  
with “*Lowest Tuition*” and  
“*Lowest Net Tuition*”



# Prospect of Significant Addition to Academic Building









## Costa Rica Study Abroad

Each summer, EGSC students can take courses, learn languages, and volunteer abroad in Costa Rica. They choose to integrate an international experience into their undergraduate careers for a variety of reasons - - but all come back with timeless stories, memorable experiences, and better academic and professional prospects.



# State Appropriations per Full-Time Equivalent Student






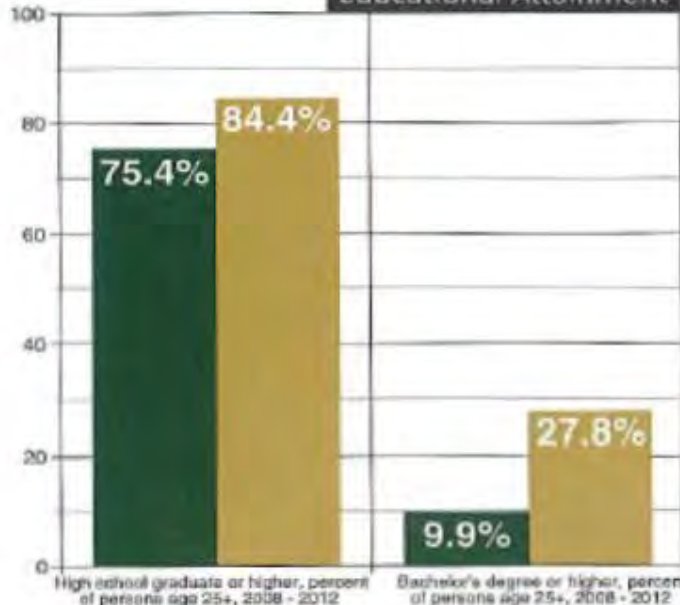


# Emanuel County Profile

Median Household Income  
2008 - 2012

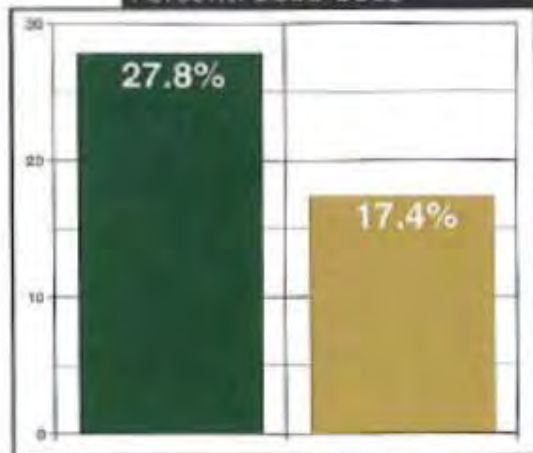


Educational Attainment



Emanuel County  
Georgia

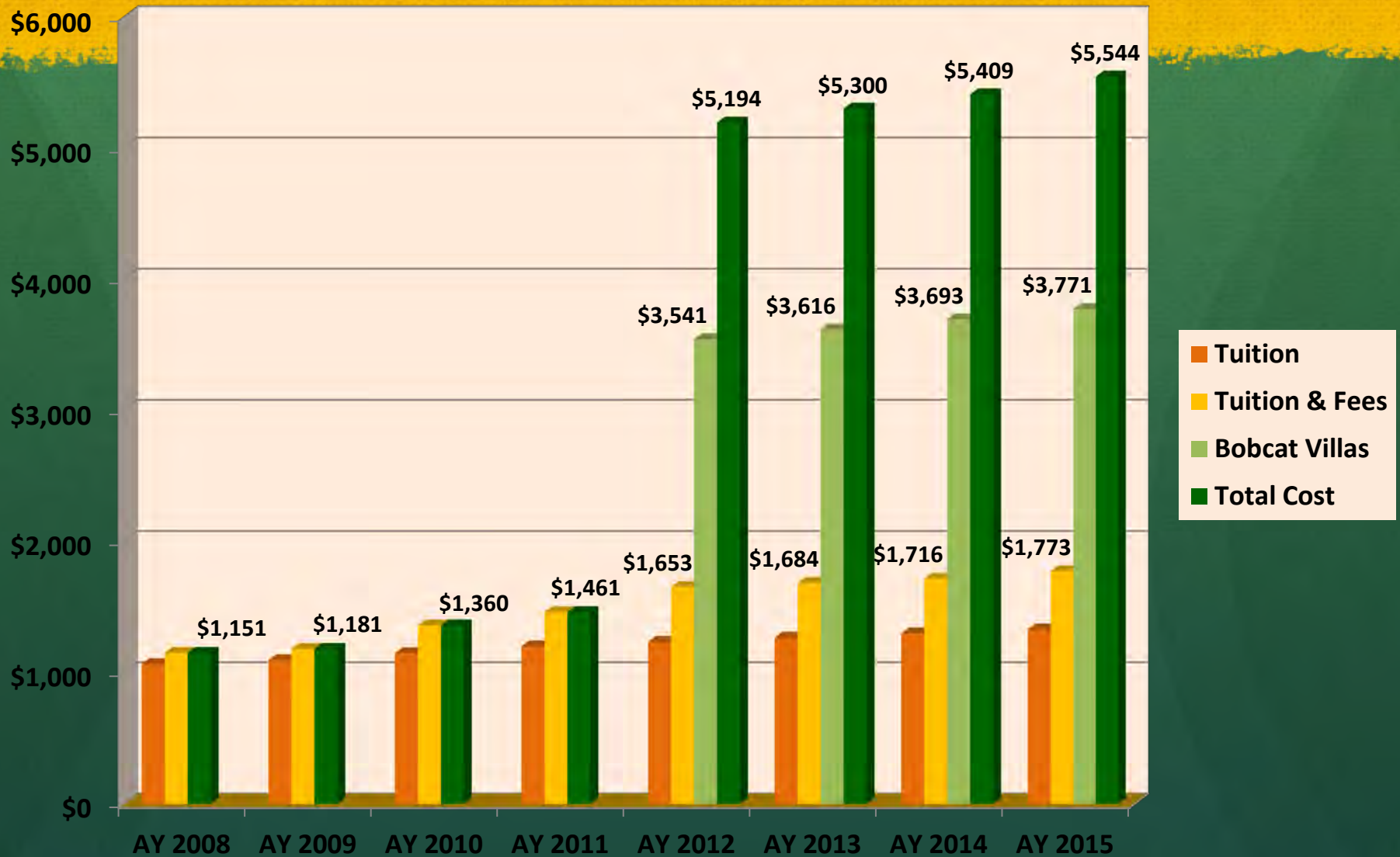
Persons Below Poverty Level  
Percent: 2008-2012



Source: U.S. Census Bureau, Quickfacts, Emanuel County, Georgia



# EGSC Costs by Academic Year





EGSC  
Statesboro



EGSC Augusta











# CORRELL SCHOLARS Program



*Students of Excellence  
Striving to Make  
Transformational Contributions to Society*



## OVERVIEW

The Correll Scholars Program was established in 2014 and will begin Fall semester 2015 to recognize and prepare exceptionally promising students as future community leaders in our region.

- Awards are \$5,000 per student, renewable annually, for a maximum of four years. Twenty scholarships will be awarded each year.
- Students must attend East Georgia State College's Swainsboro campus.
- Correll Scholars who meet eligibility requirements and continue their studies as a junior or senior in a baccalaureate degree program at EGSC will be given first consideration for subsequent year awards.
- Students must attain qualifying enrollment status to receive subsequent year funding: "sophomore" for year two, "junior" for year three, and "senior" for year four.

## APPLICATION PROCESS

The Application process is designed to identify students who demonstrate the talent, motivation, and potential to transform themselves and their community.

- Completion of EGSC Admissions Application (Automatic Non-Resident Waiver) and college acceptance
- Completion of the Correll Scholars Program Application
- Submission of an essay, "How will you use your education to transform your community?" (1000 word maximum)
- Interview



**APPLY  
NOW!**  
[ega.edu/correll](http://ega.edu/correll)  
APPLICATION PERIOD  
BEGINS OCTOBER 13  
SUBMISSION DEADLINE  
FEBRUARY 1

# East Georgia

STATE COLLEGE™

UNIVERSITY SYSTEM OF GEORGIA



## ECONOMIC IMPACT FY 2012

July 1, 2011 through June 30, 2012

Bulloch, Candler, Emanuel, Jefferson, Jenkins,  
Johnson, Tattnall, Toombs, and Treutlen Counties

**With a \$70 million economic influence,  
East Georgia State College is a driving force  
for communities in east-central Georgia.**



Thank  
you!



**EDUCATING.**



**GRADUATING.**



**SERVING**



**COMMUNITIES.**