



East Georgia  
STATE COLLEGE®

# State of the College

October 4, 2016

by Bob Boehmer, President

**LET'S GET ASSOCIATED.**



# State of the College – Why?

An Annual opportunity to take a step back

- Say **thanks**
- Reaffirm our commitment to our **mission**
- Celebrate our **accomplishments**
- Commit to future **improvements**
- Reaffirm our **core values** as a community

# Thank You to Those Who Have Made the Dramatic Improvements to Our Physical Campus Possible



# Bobcat Villas Have Expanded

- Capacity – 412
- Current occupancy - 365

Thank you Corvias  
Campus Living



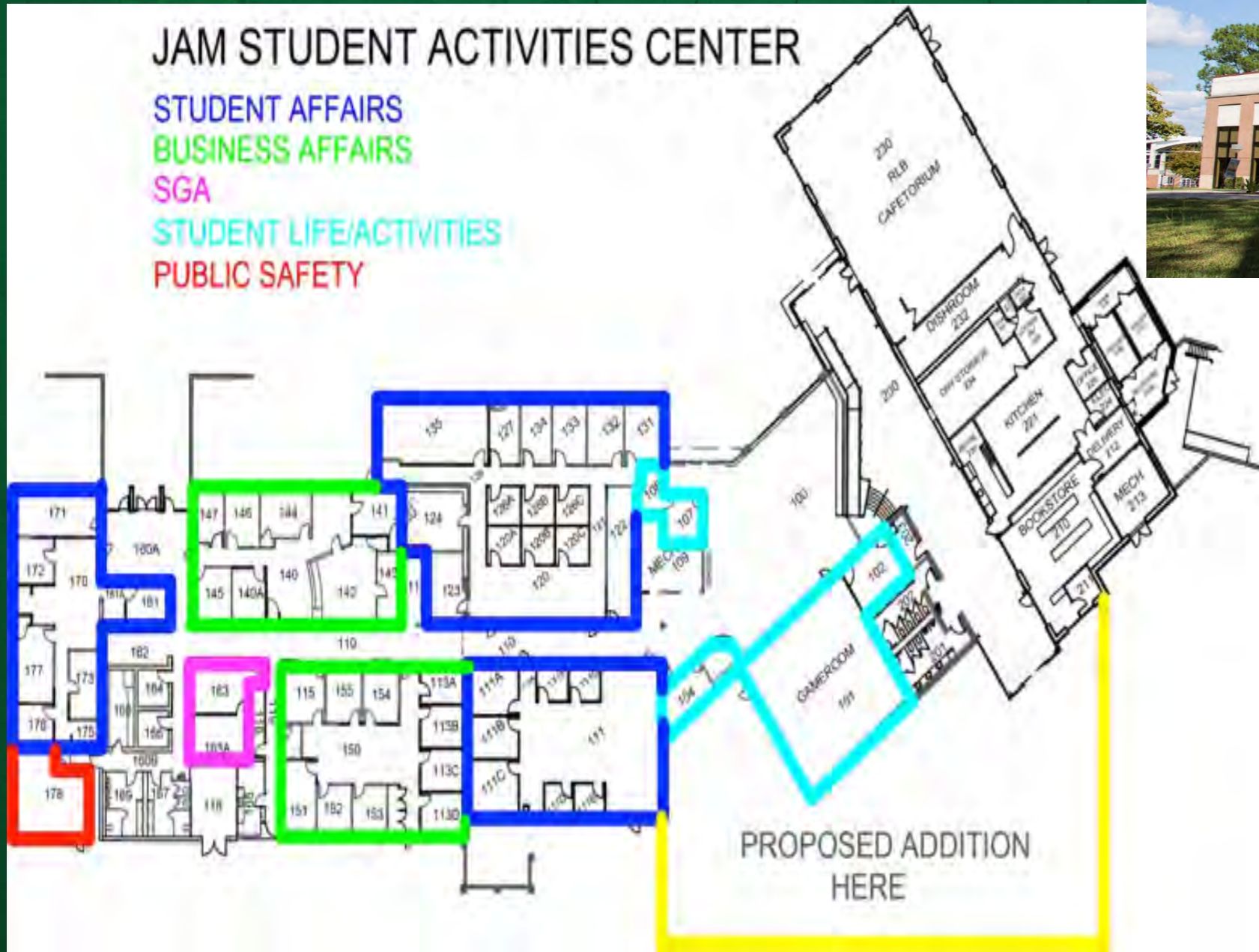
# Emmanuel County Has Welcomed Our New Residents



# Academic Building Is On the Verge of Expansion



# With More Students – Greater Demands on JAM Center



Our Next Step!

# Engaged Students Succeed Academically

- “The US Department of Education reports that after 20 years of research on undergraduate education, the findings are unequivocal: **the more actively engaged students are – with college faculty and staff, with other students, and with the subject matter they study - the more likely they are to learn, to stick with their studies, and to attain their academic goals.**”

- (CCSSE, 2004)

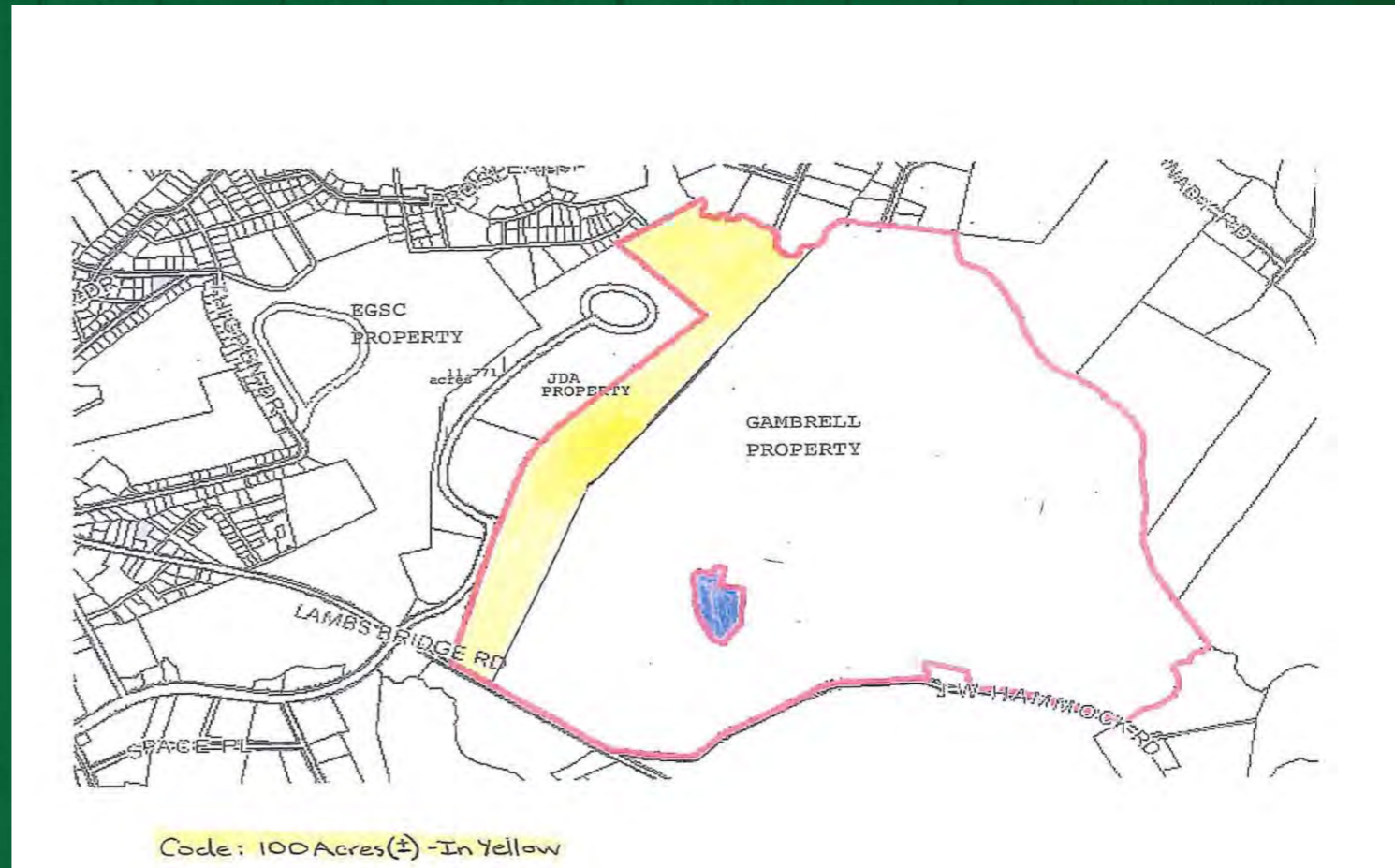


# Our Growing Physical Campus in Swainsboro

<b>Gambrell Gift</b>	<b>1974</b>	<b>219.657 acres</b>	<b>219.657</b>
<b>Gambrell Gift</b>	<b>2003</b>	<b>6.859 acres</b>	<b>226.516</b>
<b>Housing Addition</b>	<b>2009</b>	<b>10.81 acres</b>	<b>237.326</b>
<b>Meadowlake Parkway at US 1</b>	<b>2011</b>	<b>0.59 acres</b>	<b>249.62</b>
<b>10K Cross Country (Emanuel County JDA Gift)</b>	<b>2014</b>	<b>11.7 acres</b>	<b>249.026</b>
<b>Gambrell Gift to the EGSC Foundation**</b>	<b>2016</b>	<b>135.99 acres</b>	<b>385.016</b>

# Thank You to the Gambrell Family

Your generosity gives the college  
the capacity to keep on growing



The University of Georgia College of Environment and Design will work with us this year to develop a **new physical master plan** to assure that we continue to be good stewards of this property

# Mission Driven: Access to Higher Education Drives Everything We Do

## East Georgia State College Key Indicators of Progress Towards Vision, Mission and Strategic Goals

### **Vision Statement**

East Georgia State College seeks to be a state of Georgia leader in providing a model for expanding access to higher education as the state seeks to increase dramatically its rate of college progression and completion. Located in a primarily rural area in the interior of the Augusta-Savannah-Macon triangle, EGSC is strategically positioned to provide an affordable, high quality academic experience to a large number of Georgians. EGSC has a record of success in its commitment to produce workforce ready graduates with the skills necessary to meet the needs of employers in an increasingly diverse, high-technology, global working environment. The College seeks to instill in all of its students enthusiasm for a lifetime of learning and community service. In carrying out this vision, EGSC is committed to education with a personal touch designed to improve the critical thinking skills and the lives of the people and communities it serves.

### **Mission Statement**

East Georgia State College is an associate degree granting, liberal arts institution of the University System of Georgia providing its students access to both academically transferable programs of study and collaborative programs in occupation related fields. The College also offers targeted baccalaureate level degrees that support the University System's initiative to expand educational opportunities. The College prepares traditional and nontraditional students for success in the global 21st century through a technologically advanced teaching and learning environment that fosters personal growth by utilizing an expanding range of resources and amenities, including an on-campus student residential option. The College also continuously engages the communities it serves through public service and cultural enrichment.

# EGSC's Mission

## Provide an Open Door to Bright Futures



Good Evening Dr. Boehmer:

I don't know if you remember me but I used to work at EGSC a number of years ago as an Admissions Recruiter. I just wanted to reach out to you and see how things were and to thank you and those at EGSC for giving me the opportunity to study and work there. While it may seem inconsequential now, EGSC gave me the opportunity of a lifetime (twice!!) and really opened up the door necessary for me to not only pursue a degree but also a career.

I came to East Georgia, then East Georgia College, as a student with a GED, hoping I hadn't messed my life up too badly. I was able to enroll at the Statesboro Center and after gaining 30hrs, I transferred into Georgia Southern to pursue a degree in Public Relations. I am proud to say that I am now one semester away from completing my Ph.D. coursework. Further, upon completing a degree at GSU and looking for employment, East Georgia again gave me a chance to serve as an Admissions Recruiter. That job opened up the door for me to begin working in Student Affairs and that journey has brought me all the way to LSU where I currently work as the Assistant Director of Greek Life while completing my degree program. While I am now a Tiger, I'll never forget that had I not been a Bobcat, none of this would be possible.

So please, extend my thanks to the faculty and staff at EGSC and let them know that their work really does matter. I'm living proof.



**John W. Keith II**  
Assistant Director/NPHC Advisor  
Greek Life  
Louisiana State University  
Rm 472, LSU Student Union, Baton Rouge, LA 70803  
office 225-578-2171 | fax 225-578-2450  
[johnkeith@lsu.edu](mailto:johnkeith@lsu.edu) | [lsu.edu](http://lsu.edu) | [lsu.edu/greeks](http://lsu.edu/greeks)





# Three Points of Access

Swainsboro

1,313

Statesboro

1,323

Augusta

495



**Over 3 Years, More Than 1000 EGSC Graduates Have Entered Through This Door and Gone on to Earn A Bachelors Degrees at Another USG Institution**

<b>Bachelors Degrees</b>	<b>AY 2013</b>	<b>AY 2014</b>	<b>AY 2015</b>
<b>Georgia Southern University</b>	285	238	291
<b>Augusta University</b>	11	9	15
<b>Other USG Institutions</b>	61	74	88
<b>Total Degrees</b>	357	321	394

It Is Possible For Every Student In This Room To Reach That Bright Future

Succeed Here  
And Then  
Choose From  
These  
Options!



# So, Bob, What is the “State of the College?” Excellent! Why?

There is an intersection between

Mission of the college/demographics of our region

**And**

Emerging national imperatives concerning higher education:

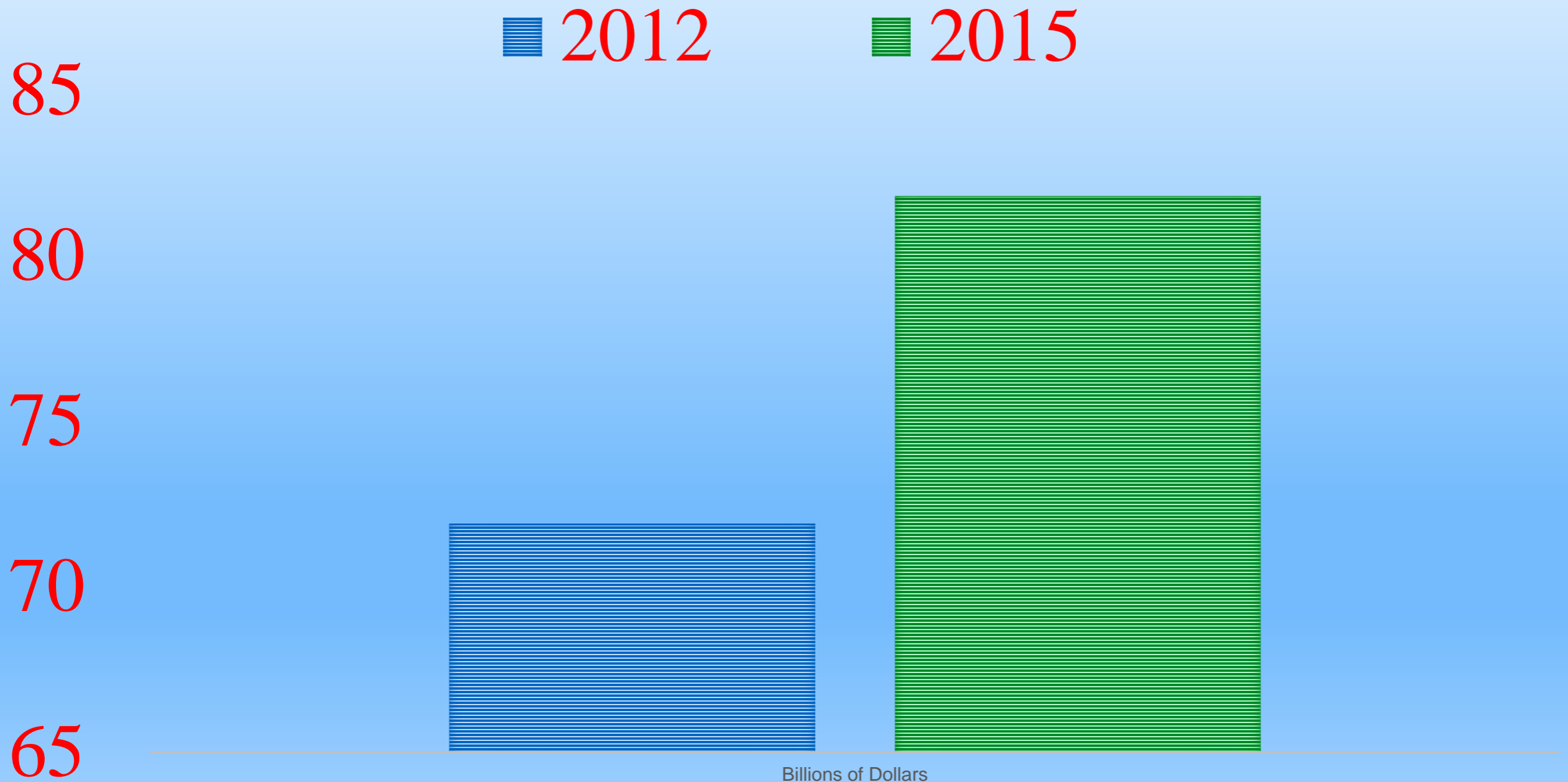
- It **must be affordable**
- It **must be accessible**
- **More students must graduate**
- It **must be efficient and accountable**

**We Are Affordable**



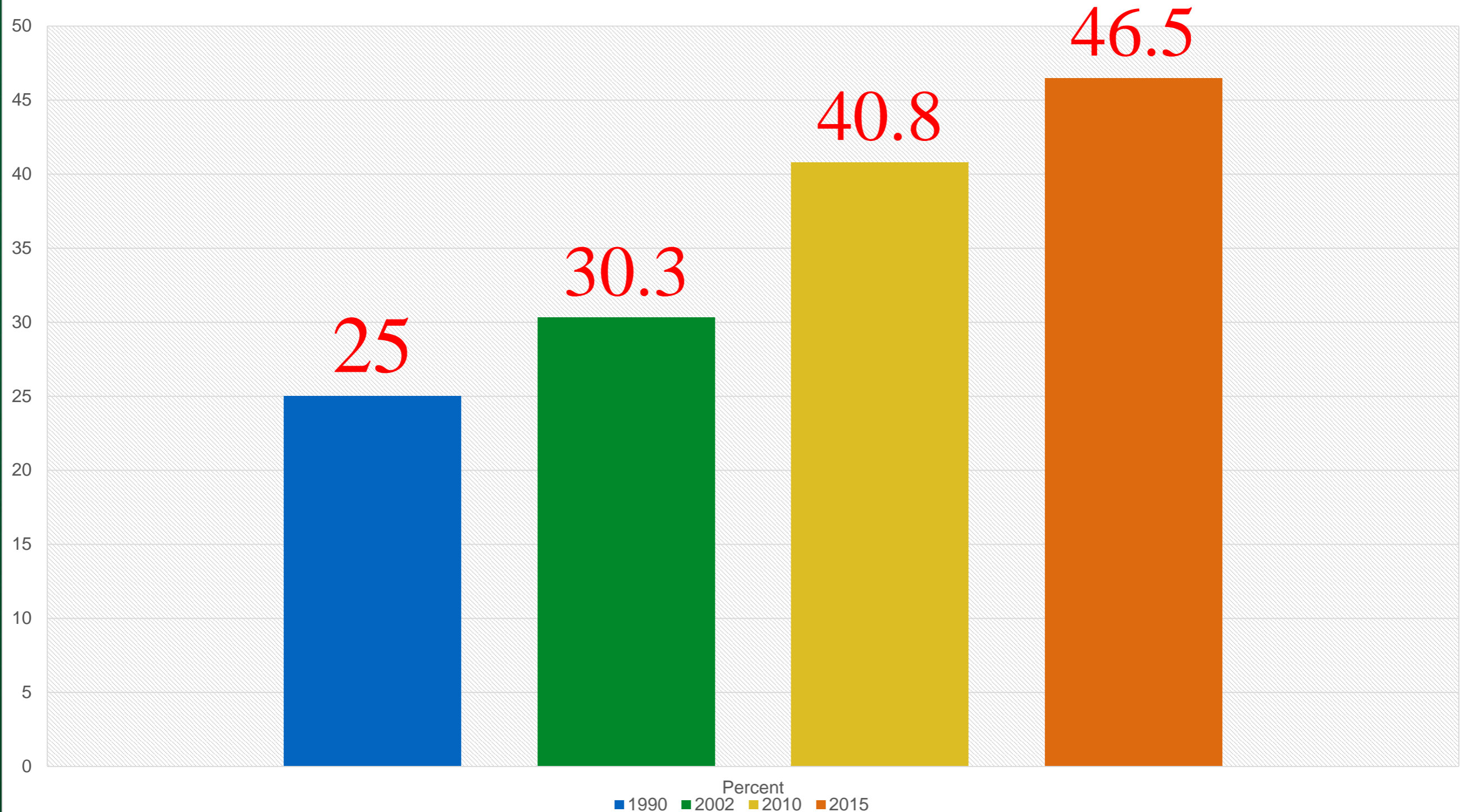
**State Funding of Higher Education in U.S. is On the Rise  
But Parents/Students Are Paying a Higher Share of the Cost**

**BILLIONS OF DOLLARS INVESTED IN  
PUBLIC HIGHER EDUCATION BY STATES**



# Students and Parents Across the U.S. Are Paying a Much Higher Share of the Cost of Education

## Net tuition as share of total revenue



# This Means It is Imperative for EGSC to Remain as the Most Affordable State College

<b>USG Institutions State Colleges</b>	<b>Total Tuition &amp; Fees</b>	<b>Total Cost (Low) (Academic Year) (Includes Housing/Meal Plan)</b>	<b>Total Cost (High) (Academic Year) (Includes Housing/Meal Plan)</b>
<b>Abraham Baldwin Agricultural College</b>	<b>\$2,033</b>	<b>\$11,438</b>	<b>\$14,328</b>
<b>Atlanta Metropolitan State College</b>	<b>\$1,975</b>	<b>\$3,950*</b>	<b>\$3,950*</b>
<b>Bainbridge State College</b>	<b>\$1,886</b>	<b>\$3,772*</b>	<b>\$3,772*</b>
<b>College of Coastal Georgia</b>	<b>\$2,217</b>	<b>\$12,784</b>	<b>\$14,084</b>
<b>Dalton State College</b>	<b>\$2,058</b>	<b>\$12,086</b>	<b>\$13,252</b>
<b>Darton State College</b>	<b>\$1,970</b>	<b>\$12,310</b>	<b>\$15,140</b>
<b>East Georgia State College</b>	<b>\$1,881</b>	<b>\$12,102</b>	<b>\$12,268</b>
<b>Georgia Gwinnett College</b>	<b>\$2,774</b>	<b>\$16,604</b>	<b>\$17,258</b>
<b>Georgia Highlands College</b>	<b>\$1,895</b>	<b>\$14,650</b>	<b>\$15,910</b>
<b>Gordon State College</b>	<b>\$2,082</b>	<b>\$11,494</b>	<b>\$13,724</b>
<b>South Georgia State College</b>	<b>\$1,878</b>	<b>\$12,146</b>	<b>\$12,146</b>

\* Housing/Meal Plan Not offered

**We Are Accessible**



# Why is Increasing Accessibility So Important?

- **Dependent family members in the top 2 highest income quartiles in the U.S.**
  - **77%** of those who had attained a bachelor's degree by age 24
- **Dependent family members in the 2 lowest income quartiles in the U.S.**
  - **23%** of those who had attained a bachelor's degree by age 24

# The Region We Serve

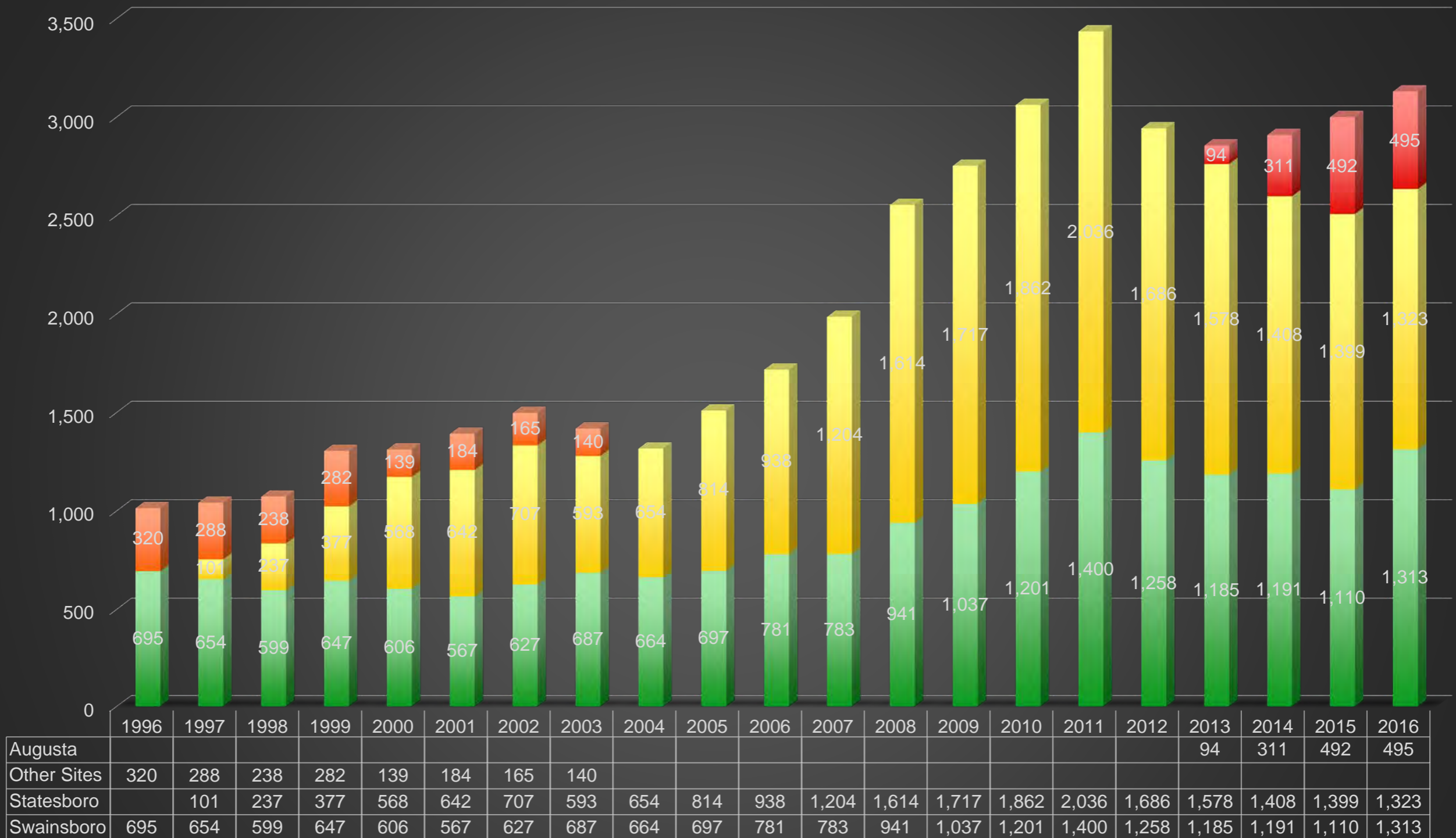
<b>%</b>	<b>Median HH Income</b>	<b>Persons Below Poverty Line</b>	<b>HS Grad or Higher age 25+</b>	<b>Bachelor's Degree or Higher age 25+</b>
Emanuel	\$33,142	32.7%	77.3%	10%
State of Ga	\$49,342	17%	85%	28.3%
United States	\$53,842	13.5%	86.3%	29.3%

# Chronicle of Higher Education

## Fastest Growing Two Year Colleges in U.S.

Rank for size of Increase	Institution	Enrollment Fall 2004	Enrollment Fall 2014	Increase
1.	Northshore Technical Community College - Sullivan Campus	587	3,752	539.2%
2.	Northwest Louisiana Technical College at Minden	618	3,283	431.2%
3.	South Louisiana Community College	1,658	6,332	281.9%
4.	Wichita Area Technical College	965	3,373	249.5%
5.	Metropolitan Community College Longview (Mo.)	5,603	18,222	225.2%
6.	Bluegrass Community and Technical College	3,407	10,952	221.5%
7.	Kent State U. -Geauga (Ohio)	875	2,725	211.4%
8.	South Central Louisiana Technical College-Young Memorial Campus	665	2,039	206.6%
9.	Saint Louis Community College at Forest Park	7,197	21,218	194.8%
10.	West Georgia Technical College-Murphy Campus	2,634	6,536	148.1%
11.	Arkansas State U. -Newport	1,029	2,477	140.7%
12.	Sandersville Technical College	705	1,659	135.3%
13.	Sowela Technical Community College	1,489	3,411	129.1%
14.	Stark State College	6,265	14,097	125.0%
15.	Zane State College	1,789	4,009	124.1%
16.	Ranger College	909	2,031	123.4%
17.	East Georgia State College	1,318	2,910	120.8%
18.	L.E. Fletcher Technical Community College	805	1,777	120.8%
19.	Crowder College	2,611	5,710	118.7%
20.	Vincennes U.	8,824	19,205	117.7%
	Average for 946 institutions in category	6,541	7,409	13.3%

# Fall Enrollment 1996 - 2016



<b>Total</b>	<b>1,015</b>	<b>1,043</b>	<b>1,074</b>	<b>1,306</b>	<b>1,313</b>	<b>1,393</b>	<b>1,499</b>	<b>1,420</b>	<b>1,318</b>	<b>1,511</b>	<b>1,719</b>	<b>1,987</b>	<b>2,555</b>	<b>2,754</b>	<b>3,063</b>	<b>3,436</b>	<b>2,944</b>	<b>2,857</b>	<b>2,910</b>	<b>3,001</b>	<b>3,131</b>
--------------	--------------	--------------	--------------	--------------	--------------	--------------	--------------	--------------	--------------	--------------	--------------	--------------	--------------	--------------	--------------	--------------	--------------	--------------	--------------	--------------	--------------

# Third Annual College Readiness Tour (2016)



## Three Successive Fall Semesters of Enrollment Increases

Year	2014	2015	2016
<b>Enrollment</b>	<b>2910</b>	<b>3001</b>	<b>3131</b>
<b>% Increase</b>	<b>1.9</b>	<b>3.1</b>	<b>4.3</b>

# Move on When Ready Students (MOWR)

Fall Semester	Total # MOWR Students	Total # Off campus sites
2016	349	6
2015	107	3
2014	40	1
2013	42	0
2012	19	0



**We Are Steadily Improving  
Graduation Rates**



# The Region We Serve - College Going

County	Total # of High School Graduates	Number Enrolled Within 16 mos. of Graduation	Percentage
--------	---	---	------------

**Emanuel**

196

147

75.00%

**Georgia**

90,283

64,182

71.09%

# The Region We Serve – College Persistence

County	Total # of High School Graduates	Number Completing 1 Year of Credit Within 2 Years of Enrollment	Percentage
<b>Emanuel</b>	213	95	44.6%
<b>Georgia</b>	89,501	35,427	39.58%

# EGSC Course Success Rates

<u>Semester</u>	<u>Dean's List</u>	<u>Overall Success Rates</u>
<b>Fall 2012</b>	<b>8.3%</b>	<b>63.7%</b>
Spring 2013	7.5%	62.9%
<b>Fall 2013</b>	<b>9.8%</b>	<b>68.3%</b>
Spring 2014	9.1%	65.4%
<b>Fall 2014</b>	<b>8.1%</b>	<b>67.0%</b>
Spring 2015	10.8%	66.2%
<b>Fall 2015</b>	<b>11.4%</b>	<b>67.3%</b>
Spring 2016	11.3%	67.7%

# EGSC Graduation Rates Improving

**Cohort Starting  
Term First-  
Time/Full-Time  
Freshmen**

**East Georgia State  
College**

**Average of Other  
Associate-  
Dominant State  
Colleges in USG**

**Fall 2008**

**5.6%**

**11.1%**

**Fall 2009**

**5.8%**

**11.5%**

**Fall 2010**

**6.5%**

**10.6%**

**Fall 2011**

**6.0%**

**9.5%**

**Fall 2012**

**10.8%**

**11.7%**

# Total of EGSC Graduates Growing

Term	Semester Graduates	Total AY Grads
Fall 12	58	
Spring 13	94	173
Sum 13	21	
Fall 13	77	
Spring 14	110	208
Sum 14	21	
Fall 14	92	
Spring 15	117	253
Sum 15	44	
Fall 15	98	
Spring 16	209	373
Sum 16**	66	

# EGSC Degree Offerings Expanding

## Associate Degrees with Disciplinary Distinction

Associate of Arts with a major in English\*

Associate of Arts with a major in Art\*

Associate of Arts with a major in Criminal Justice\*

Associate of Arts with a major in History\*

Associate of Arts with a major in Political Science\*

Associate of Arts with a major in Psychology\*

Associate of Arts with a major in Sociology\*

Associate of Science with a major in Chemistry\*

Associate of Science with a major in Mathematics\*

Associate of Science with a major in Recreation\*

Associate of Science with a major in Biology\*

Associate of Arts with a major in Business Administration\*

Associate of Arts

## Bachelor Degrees

Bachelor of Science with a major in Biology

Bachelor of Arts with a major in Fire and Emergency Service Administration

Bachelor of Science in Nursing\*

\*Pending approval by SACSCOC

# Three Bachelors Degrees



Biology



Thank You RN to BSN  
SE Tech!



Fire and  
Emergency  
Services  
Administration

# Commitment to Full Time Faculty and Small Classes

	Fall 2012	Fall 2013	Fall 2014	Fall 2015	Fall 2016
<b>Full-Time Faculty</b>	<b>72</b>	<b>77</b>	<b>75</b>	<b>76</b>	<b>83</b>
<b>Full Time Faculty % of Credit Hours</b>	<b>78.7%</b>	<b>82.9%</b>	<b>82.2%</b>	<b>81.7%</b>	<b>81.8%</b>
<b>Average Class Size</b>	<b>23.9</b>	<b>23.8</b>	<b>24.8</b>	<b>23.5</b>	<b>24.2</b>

# Commitment to Providing Services Students Need to Succeed

2016 2015 2014 2013 2012

<b>Full Time Staff</b>	<b>143</b>	<b>127</b>	<b>131</b>	<b>117</b>	<b>108</b>
--------------------------------	------------	------------	------------	------------	------------

# 40 Correll Scholars Now on Campus



# Study Abroad Opportunities Expanding



*Spring Break in Costa Rica*  
**MARCH 11 - 18, 2017**  
CARMINE PALUMBO, PROGRAM DIRECTOR  
JESSICA TODD & DESMAL PURCELL, FACULTY

**\$500 DEPOSIT**  
JANUARY 6  
**\$800 BALANCE**  
FEBRUARY 10

A scenic view of a tropical landscape with a rainbow in the sky and a wooden building in the foreground.



*Costa Rica*  
**MAY 13 - 20, 2017**  
CARMINE PALUMBO, PROGRAM DIRECTOR  
JESSICA TODD & DESMAL PURCELL, FACULTY

**\$500 DEPOSIT**  
FEBRUARY 3  
**\$1,000 BALANCE**  
MARCH 17

A group of people standing on a beach with waves crashing against large rocks in the background.



— MONTREAL • QUEBEC CITY • OTTAWA — *Quebec*  
**JUNE 14 - 21, 2017**  
CO-SPONSORS: DR. TOM CAIAZZO AND DR. DEE MCKINNEY

**\$500 DEPOSIT**  
DUE MARCH 1  
**\$1000 BALANCE**  
DUE MAY 1

A night view of the Chateau Frontenac in Quebec City, Quebec, Canada.

# Athletics – Excelling in Competition and Life



# Athletics – Academic Performance

	<b>Men's Basketball</b>	<b>Women's Basketball</b>	<b>Baseball</b>	<b>Softball</b>
<b>Academic Year</b>	<b>Avg. GPA</b>	<b>Avg. GPA</b>	<b>Avg. GPA</b>	<b>Avg. GPA</b>
<b>2015-2016</b>	<b>2.47</b>	<b>2.42</b>	<b>2.60</b>	<b>3.13</b>
<b>2014-2015</b>	<b>1.94</b>	<b>2.06</b>	<b>2.55</b>	<b>2.85</b>
<b>2013-2014</b>	<b>2.42</b>	<b>2.22</b>	<b>2.30</b>	<b>2.95</b>
<b>2012-2013</b>	<b>2.42</b>	<b>2.24</b>	<b>2.35</b>	<b>2.81</b>
<b>2011-2012</b>	<b>2.03</b>	<b>1.99</b>	<b>2.54</b>	<b>2.78</b>

**We Are Efficient and  
Accountable**



# State Allocation to EGSC

<b>FY</b>	<b>Allocation</b>	<b>% Allocation Change From Prior Year</b>	<b>Allocation/ FTE</b>
<b>2017</b>	<b>\$7,813,252</b>	<b>12.78</b>	<b>\$3,416</b>
<b>2016</b>	<b>\$6,927,604</b>	<b>(0.62)</b>	<b>\$3,023</b>
<b>2015</b>	<b>\$6,970,612</b>	<b>(5.19)</b>	<b>\$2,973</b>
<b>2014</b>	<b>\$7,617,774</b>	<b>8.40</b>	<b>\$2,634</b>
<b>2013</b>	<b>\$6,728,621</b>	<b>13.27</b>	<b>\$2,670</b>
<b>2012</b>	<b>\$5,987,763</b>	<b>(10.09)</b>	<b>\$2,598</b>

## State Appropriation per FTE: Doing Lots with Relatively Little

<b>Abraham Baldwin</b>	<b>5646.99</b>
<b>Atlanta Metropolitan State College</b>	<b>4246.71</b>
<b>Bainbridge State College</b>	<b>3333.80</b>
<b>College of Coastal Georgia</b>	<b>5686.96</b>
<b>Dalton State College</b>	<b>3902.81</b>
<b>Darton State College</b>	<b>3251.96</b>
<b>East Georgia State College</b>	<b>3022.51</b>
<b>Georgia Gwinnet College</b>	<b>5791.75</b>
<b>Georgia Highlands College</b>	<b>3791.90</b>
<b>Georgia Perimeter</b>	<b>3073.97</b>
<b>Gordon State College</b>	<b>3623.80</b>
<b>South Georgia State College</b>	<b>4720.75</b>
<b>TOTALS</b>	<b>4029.78</b>

# **Aggressive Pursuit of External Funding is Critical**

**Thanks to the vision and generosity of the EGSC Foundation, we have entered into a contract with Palmetto Grants Consulting**

- **Identify potential external sources of funds**
- **Private foundations**
- **Government grants**

**Aggressively pursue external funding**

# EGSC Audit Results Show Strong Oversight

Fiscal Year

Type of Audit

# of Recommendations

**FY16**

**Full Disclosure**

**1 Finding, 2 Management  
Comments**

**FY15**

**Agreed Upon  
Procedures**

**None**

**FY14**

**Agreed Upon  
Procedures**

**None**

**FY13**

**Full Disclosure**

**None**

**FY12**

**Full Disclosure**

**1 Finding, 4 Management  
Comments**

# EGSC Use of Facilities is Efficient

**TOTALS – Resident Instruction  
SQUARE FEET OF USE**

**RI GSF per  
FTE**

**INSTITUTION**

<b>INSTITUTION</b>	<b>TOTALS – Resident Instruction SQUARE FEET OF USE</b>	<b>RI GSF per FTE</b>
<b>Abraham Baldwin</b>	<b>760,526</b>	<b>247</b>
<b>Atlanta Metropolitan State College</b>	<b>266,573</b>	<b>107</b>
<b>Bainbridge State College</b>	<b>283,303</b>	<b>151</b>
<b>College of Coastal Georgia</b>	<b>474,175</b>	<b>185</b>
<b>Dalton State College</b>	<b>492,217</b>	<b>119</b>
<b>Darton State College</b>	<b>481,767</b>	<b>109</b>
<b>East Georgia State College</b>	<b>196,425</b>	<b>73</b>
<b>Georgia Gwinnett College</b>	<b>817,013</b>	<b>84</b>
<b>Georgia Highlands College</b>	<b>525,310</b>	<b>120</b>
<b>Georgia Perimeter College</b>	<b>1,334,750</b>	<b>86</b>
<b>Gordon State College</b>	<b>527,184</b>	<b>149</b>
<b>South Georgia State College</b>	<b>559,316</b>	<b>243</b>

# Safety is an EGSC Priority

**Fall Semester**

**# of Certified Police Officers**

**2016**

**9.5**

**2015**

**7**

**2014**

**7**

**2013**

**6**

**2012**

**5**

# EGSC IT Meets Demands of a Connected Community

	FY12	FY13	FY14	FY15	FY16	FY17
<b>Workstations/ devices</b>	<b>740</b>	<b>700</b>	<b>751</b>	<b>794</b>	<b>825</b>	<b>850</b>
<b>Ratio of workstations/ devices to IT staff</b>	<b>185 per staff</b>	<b>175 per staff</b>	<b>188 per staff</b>	<b>198 per staff</b>	<b>275 per staff</b>	<b>283 per staff</b>

# Economic Impact of the College Grows

<u>Year</u>	<u>Output Impact</u>	<u>Jobs</u>
<b>FY 2015</b>	62,181,742	905
<b>FY 2014</b>	60,856,225	829
<b>FY 2013</b>	58,679,138	760
<b>FY 2012</b>	67,420,495	858
<b>FY 2011</b>	61,047,667	834
<b>FY 2010</b>	59,647,866	770

# Total Assets of EGSC Foundation Grow

Year End

Total Assets

**FY 2016**

**\$2,044,130**

**FY 2015**

**\$2,109,232**

**FY 2014**

**\$1,190,670**

**FY 2013**

**\$1,079,578**

**FY 2012**

**\$987,613**



# Total EGSC Scholarships Grow

Fiscal Year	Total Amount	Total Need Based	Total Merit Based
2016	\$207,071	\$61,350	\$145,721
2015	\$115,203	\$48,045	\$67,158
2014	\$46,984	\$6400	\$40,584
2013	\$61,975	-	\$61,975
2012	\$79,669	-	\$79,669



# New Alumni Organization is Critical to Increased Private Fundraising



# **EGSC Faces These Challenges During Uncertain Times**

## **Consolidations of USG Institutions Continue as the System Seeks Increased Efficiencies**

- Waycross/South Georgia**
- North Georgia/Gainesville State**
- Ga Health Science University/Augusta State**
- Macon State/Middle Georgia**
- Kennesaw State/Southern Poly**
- Georgia State/Georgia Perimeter**
- Albany State/Darton State**

# Our Challenge



**Bridging the Gap Between  
Needs and Resources**

## **A Competitive Compensation Structure is A Top Priority**

- Following a recent study by the Vinson Institute of Government, significant improvements were made to the salary structure of the college.**
- We were not able to bring ourselves to a point at which we are competitive with comparable institutions.**
- We remain committed to making regular steps towards addressing this critical need.**

# Our Core Values Anchor Us

- Integrity
- Service to the community which founded this institution
- Respect for all members of our community
- Intellectual curiosity
- Diversity



**East Georgia STATE COLLEGE** CHOICE PROGRAM for INCLUSIVE LEARNING

**CHOICE is more than a program. It is COLLEGE!**

Devoted faculty and staff who strive to help all students succeed by providing *Education with a Personal Touch.*

New friendships and immersion into campus student life with access to the Jean Anderson Morgan Student Activities Center, recreation and exercise activities, sporting and entertainment events, and student clubs and organizations.

A unique and rewarding college experience enhanced by involvement in small classes taught by faculty who are dedicated to teaching and preparing students for whatever challenges they wish to pursue beyond the CHOICE experience.

Creating Higher Education Opportunities to Increase College Experiences



LET'S GET ASSOCIATED.



East Georgia  
STATE COLLEGE<sup>®</sup>

