

**“Change is the law of life.  
And those who look only to  
the past or present are  
certain to miss the future.”**

***—John F. Kennedy***

# East Georgia State College

## Fall Workshop 2018

**The EGSC Community Takes Great Pride in Our Capacity and Willingness to Change and Grow to Meet the Needs of Our Students and the Region We Serve**

- **Returning Faculty and Staff: Thank you for your outstanding service and commitment**
- **New Faculty and Staff: We are proud to have you join the EGSC family. Thank you for accepting the challenge to continue to change and grow with us**

August 01, 2018

9 to 9:45 AM

# Mission Statement

East Georgia State College is an associate degree granting, liberal arts institution of the University System of Georgia **providing its students access** to both academically transferable programs of study and collaborative programs in occupation related fields. The College also offers targeted baccalaureate level degrees that support the University System's initiative to expand educational opportunities. The College prepares traditional and nontraditional students for success in the global 21st century through a technologically advanced teaching and learning environment that fosters personal growth by utilizing an expanding range of resources and amenities, including an on-campus student residential option. The College also continuously engages the communities it serves through public service and cultural enrichment.

# Our Key to Success: We Embrace Our Access Mission

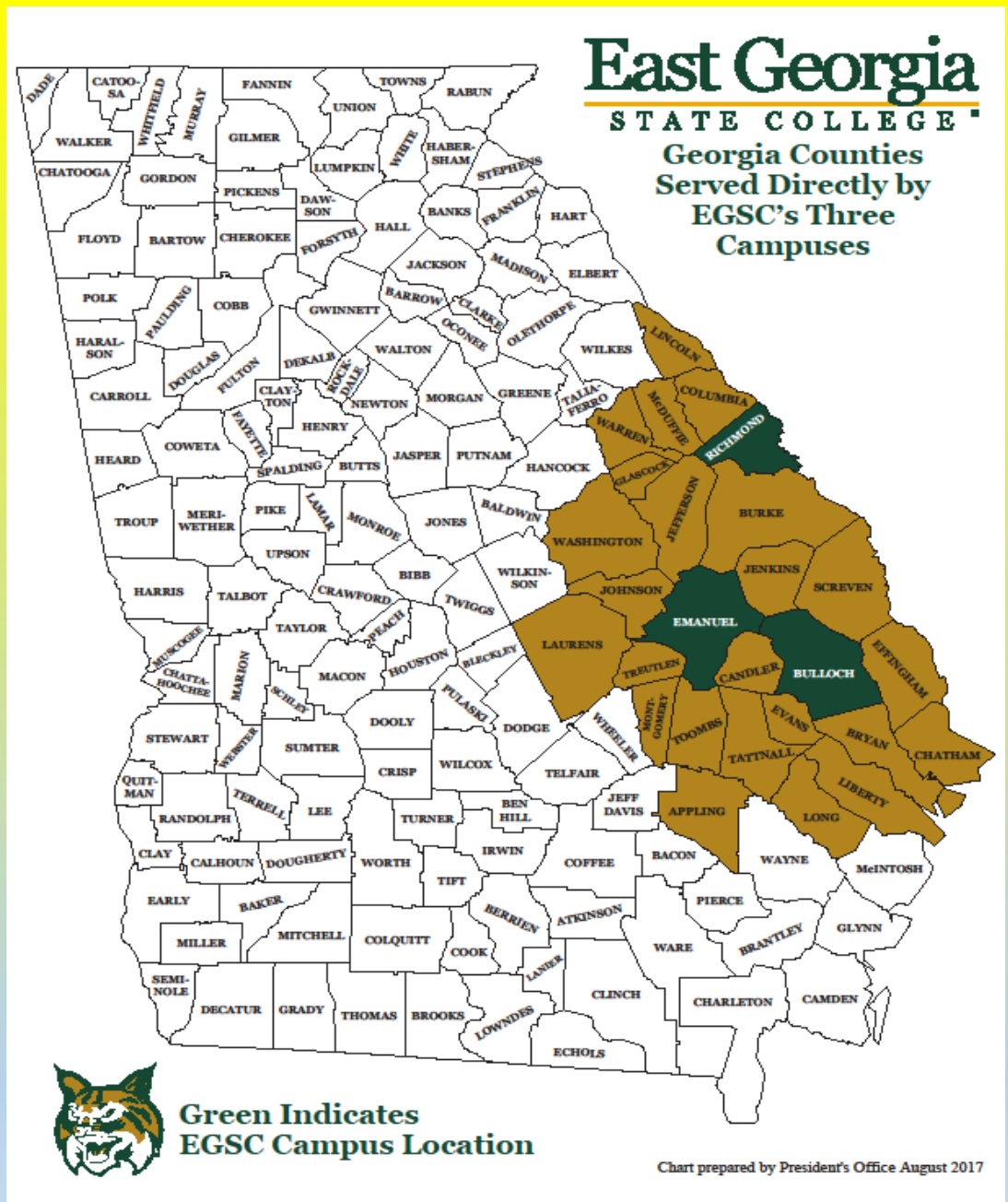


In 2011,  
EGSC was  
one of 35  
institutions  
of higher  
education  
in the  
University  
System of  
Georgia

There are **now 26 institutions of higher education** in the University System of Georgia. Two strategies will assure the continued relevance and strength of EGSC in this rapidly changing environment:

- **Focus on our access mission; and**
- **Willingness to continually adapt to the rapidly changing higher education needs of those we serve**

Let's Reflect for  
a Moment  
on the Needs of  
Our Deserving  
and Special  
Region of  
Georgia

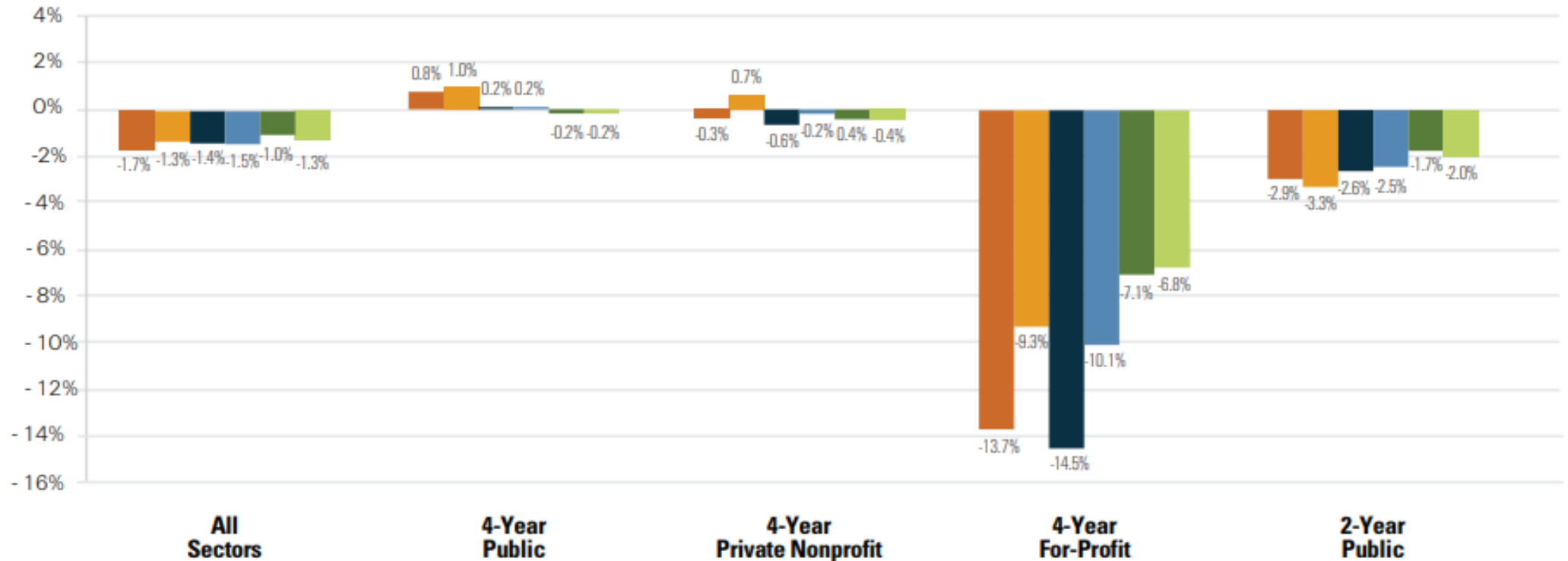


	\$ Median H.H. Income	% Persons Below Poverty Line	% H.S. Grad or Higher	% Bach Degree or Higher	% White	% Black	Population-Census 2010	Population - est. 2017	% Change
			age 25+	age 25+					
<b>Region Served by EGSC</b>	<b>40,216</b>	<b>22.6%</b>	<b>81.0%</b>	<b>16.6%</b>	<b>62.5%</b>	<b>34.1%</b>	<b>1,133,497</b>	<b>1,204,262</b>	<b>2.5%</b>
<b>State of GA</b>	<b>51,037</b>	<b>16.0%</b>	<b>85.8%</b>	<b>29.4%</b>	<b>60.8%</b>	<b>32.2%</b>	<b>9,687,653</b>	<b>10,429,379</b>	<b>7.6%</b>
<b>United States</b>	<b>55,322</b>	<b>12.7%</b>	<b>87.0%</b>	<b>30.3%</b>	<b>76.6%</b>	<b>13.4%</b>	<b>308745538</b>	<b>325719178</b>	<b>5.5%</b>

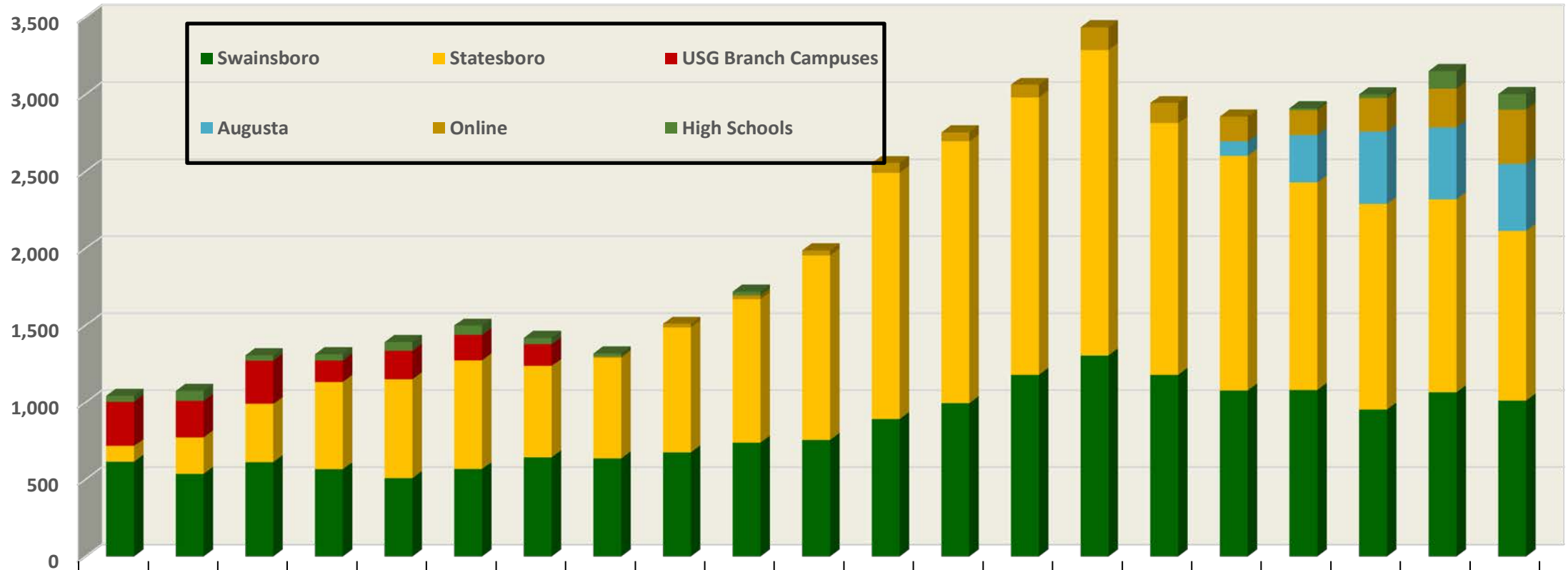
<b>School Year</b>	<b>Area</b>	<b>Total High School Graduates</b>	<b>Number of High School Graduates Enrolled in Post-Secondary Institution</b>	<b>Percent</b>	<b>Number that Completed 1yr of Credit within 2 Years of Enrollment</b>	<b>Percent</b>
<b>2013</b>	Region We Serve	<b>9462</b>	<b>5523</b>	<b>58.37%</b>	<b>3789</b>	<b>40.04%</b>
<b>2013</b>	State of Georgia	<b>90294</b>	<b>54233</b>	<b>60.06%</b>	<b>38249</b>	<b>42.36%</b>

# We Must Meet These Challenges While Enrollment Declines Face Colleges Like EGSC Across the United States

**Figure 1:** Percent Change from Previous Year, Enrollment by Sector (Title IV, Degree-Granting Institutions)



# East Georgia State College Fall Enrollment 1997 - 2017



	1997	1998	1999	2000	2001	2002	2003	2004	2005	2006	2007	2008	2009	2010	2011	2012	2013	2014	2015	2016	2017
High Schools	38	63	34	40	58	60	43	20		23							12	23	115	102	
Online								8	25	25	32	64	59	82	148	131	163	162	219	252	353
Augusta																	92	308	471	465	434
USG Branch Campuses	288	238	282	139	184	165	140														
Statesboro	101	237	377	568	642	707	593	653	811	931	1,198	1,598	1,699	1,802	1,983	1,634	1,525	1,348	1,335	1,254	1,101
Swainsboro	616	536	613	566	509	567	644	637	675	740	757	893	996	1,179	1,305	1,179	1,077	1,080	953	1,066	1,013

<b>Total</b>	<b>1,043</b>	<b>1,074</b>	<b>1,306</b>	<b>1,313</b>	<b>1,393</b>	<b>1,499</b>	<b>1,420</b>	<b>1,318</b>	<b>1,511</b>	<b>1,719</b>	<b>1,987</b>	<b>2,555</b>	<b>2,754</b>	<b>3,063</b>	<b>3,436</b>	<b>2,944</b>	<b>2,857</b>	<b>2,910</b>	<b>3,001</b>	<b>3,152</b>	<b>3,003</b>
<b>% Change</b>	<b>3%</b>	<b>3%</b>	<b>22%</b>	<b>1%</b>	<b>6%</b>	<b>8%</b>	<b>-5%</b>	<b>-7%</b>	<b>15%</b>	<b>14%</b>	<b>16%</b>	<b>29%</b>	<b>8%</b>	<b>11%</b>	<b>12%</b>	<b>-14%</b>	<b>-3%</b>	<b>2%</b>	<b>3%</b>	<b>5%</b>	<b>-5%</b>

# Dual Enrollment Growth (formerly Move on When Ready)

<b>Fall Semester</b>	<b>Total # of Dual Enrollment Students</b>	<b>Total # of off campus sites</b>	<b>Total # of credit hours completed</b>
<b>2017</b>	385	5	2,256
<b>2016</b>	350	6	1,918
<b>2015</b>	111	3	600
<b>2014</b>	54	1	284
<b>2013</b>	45	0	251
<b>2012</b>	23	0	137

# EGSC Has Chosen to Be Proactive in Meeting Our Challenges: Plan of Internal Reorganization and Budget Reduction Completed in FY 2018

## Action Taken in FY 2018

## Results

- Hiring Freeze Implemented Fall 2017
  - No longer in place
- Combined Academic Affairs and Student Affairs
- Combined Humanities with Math/Science
- All Personnel Given the Opportunity to Remain at EGSC

- **Annual budget reduction of approximately \$850,000**
- Positioned EGSC to Respond to Changing Environment Which We Face

**What Do These Challenges Mean for Us? We Must:**  
**Increase College Expectations in Our Region**  
**Increase College Completion in Our Region**  
**Provide Graduates with Knowledge Needed to Adapt**

*“Why Enrollment Is Shrinking At Many American Colleges” \**

Yet amidst these **declines, often even more dramatic at community colleges**, highly selective admission universities' enrollments are at record highs and their problem is not attracting students but rather deciding whom to turn away. The flagship state schools in Illinois, Michigan, and Ohio, for example, are easily achieving their enrollment goals, as are the most prestigious and expensive private elite schools nationwide. **The gap between the generally wealthier top and usually poorer bottom schools is widening sharply.**

Why? A large part of the reason relates to the fact **that college degrees are becoming less effective as screening devices, information helping employers separate the likely most productive, bright and disciplined prospective workers from others.”**

\*Richard Vedder , Jul 5, 2018,

# Respect for the Students We Serve Is Essential to Meeting Our Challenges

**“Students from rural areas less likely to go to four-year colleges, top universities”**

- “Koricich’s study found that about 64 percent of rural students pursue postsecondary education, compared to nearly 70 percent of students who live in metro areas. Nationally, about [66 percent](#) of graduating high school students enroll in a postsecondary institution.”
  - Hechinger Report, April 11, 2014
- **If we are to be successful in increasing these expectations, we must have a deep respect for these students and must immerse ourselves in understanding the life challenges, learning needs and learning styles of our amazing students.**

# Reaching Out to Students at an Early Point in Their Lives is a Key to Our Future Success



**Innovative Programs modeled after Camp Invention at the Fulford Center and Bees on Campus Project by MMGYSTC provide our foundation for future success**

Let's Look Together at What  
We Have Accomplished as a  
Team in Recent Years

Thank you!

A lot has changed at EGSC – Let's review:



# Increased Off Site Instructional Sites and Growth in Online Enrollment

- In 2012, we offered courses in Swainsboro, at EGSC Statesboro and online
- We now offer courses in Swainsboro, at EGSC Statesboro, at EGSC Augusta, online and at 5 high schools in the region
- **EGSC Augusta has grown**
  - 92 student in fall 2012
  - 434 in fall 2017
- **Enrollment at high school sites has grown**
  - 0 in 2012
  - 102 in fall 2017
- **Wholly online enrollment has grown**
  - 131 in fall 2012
  - 353 in fall 2017

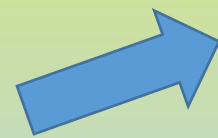
# Expanded Degrees Offered

2011-2012

2018 - 2019

- Associate of Arts
- BS in Biology

Degree Level	Degree Description
Associate	Associate of Arts in Communication Arts
Associate	Associate of Arts in Early Childhood Education
Associate	Associate of Arts in English
Associate	Associate of Arts in Psychology
Associate	Associate of Arts in Criminal Justice
Associate	Associate of Arts in Fire and Emergency Services Administration
Associate	Associate of Arts in Political Science
Associate	Associate of Arts in Sociology
Associate	Associate of Arts in Art
Associate	Associate of Arts in Business Administration
Associate	Associate of Arts in History
Associate	Associate of Arts, Core Curriculum
Associate	Associate of Science in Biology
Associate	Associate of Science in Mathematics
Associate	Associate of Science in Recreation
Associate	Associate of Science in Chemistry
Bachelors	Bachelor of Arts with a Major in Fire and Emergency Services Administration
Bachelors	Bachelor of Science with a Major in Biology
Bachelors	Bachelor of Science with a Major in Nursing, RN to BSN
Certificate (less than 1 Year)	Certificate of Less than One Year in Digital Photography



**BAS**  
**Proposal submitted to USG**

# Increased Enrollment in Our Bachelors Degree Programs

<b>Fall</b>	<b>Declared Majors in BS Biology</b>
<b>2012</b>	<b>9</b>
<b>2013</b>	<b>14</b>
<b>2014</b>	<b>24</b>
<b>2015</b>	<b>17</b>
<b>2016</b>	<b>24</b>
<b>2017</b>	<b>53</b>

<b>Fall</b>	<b>Declared Majors in FESA (BA)</b>
<b>2016</b>	<b>9</b>
<b>2017</b>	<b>19</b>

<b>Cohort Entering</b>	<b>RN to BSN Enrolled</b>
<b>Spring 2018</b>	<b>25</b>
<b>Fall 2017</b>	<b>10</b>

# Increased Number of Graduates

Semester	Semester Graduates	Total AY Grads
Sum 2012	28	176
Fall 2012	58	
Spring 2013	90	
Sum 2013	21	213
Fall 2013	80	
Spring 2014	112	
Sum 2014	25	244
Fall 2014	94	
Spring 2015	125	
Sum 2015	44	359
Fall 2015	106	
Spring 2016	209	
Sum 2016	64	343
Fall 2016	107	
Spring 2017	172	
Sum 2017	60	297
Fall 2017	93	
Spring 2018	144	

# Successfully Completed Multiple SACSCOC Accreditation Reviews

- Reaffirmation of Accreditation
- Approval to Offer Biology Bachelors Degree
- Approval to Offer FESA Bachelors Degree
- Approval to Offer RN to BSN Program
- Approval to Offer Associates Degrees with Disciplinary Distinction
- Approval of Statesboro (off-site instructional location)
- Approval of Augusta (off-site instructional location)
- Approval of 5<sup>th</sup> Year Interim Report and Quality Enhancement Plan (QEP)

# Established Model Program for Intellectually Disabled Adults

## CHOICE

- The East Georgia State College inclusion program is designed for students with disabilities who desire to pursue a complete college immersion experience.
- East Georgia State College staff and faculty strive to help students succeed by approaching education with a personal touch. The staff of the CHOICE Program for Inclusive Learning embraces this approach and strives to provide participants with a rewarding college experience filled with student activities and small classes with faculty who are dedicated to teaching and preparing them for whatever challenges they wish to pursue beyond the CHOICE experience.

# Established Model Program for African American Males

# AAMI

- ***EGSC AAMI's Mission:***
  - Our mission is to help African-American men successfully navigate college.
- ***EGSC AAMI's Purpose:***
  - Our purpose is to increase the recruitment, retention, and graduation rates of African-American men in our service area.
- ***Benefits of AAMI***
  - Academic and professional mentoring.
  - Academic and professional networking opportunities.
  - Positive student-faculty/staff relationships.
  - Positive assimilation to the academic community.
  - Priority advising.

# Established Innovative Program for Students with Exceptional Capacity for Leadership Scholarship and Service

## Correll Scholars Program

- The Correll Scholars Program was established in 2014 and began Fall semester 2015 to recognize and prepare exceptionally promising students as future community leaders in our region.
- Awards are \$5,000 per student, renewable annually, for a maximum of four years. Twenty scholarships will be awarded each year.
- Students must attend East Georgia State College's Swainsboro campus.
- Correll Scholars who meet eligibility requirements and continue their studies as a junior or senior in a baccalaureate degree program at EGSC will be given first consideration for subsequent year awards.
- Students must attain qualifying enrollment status to receive subsequent year funding: "sophomore" for year two, "junior" for year three, and "senior" for year four.

# Increased State Allocation

<b>FY</b>	<b>% Enrollment Change</b>	<b>FTE Enrollment Fall/2 yrs earlier</b>	<b>Allocation</b>	<b>% Allocation Change From Prior Year</b>	<b>Allocation /FTE</b>
<b>2019</b>	<b>.97</b>	<b>2400</b>	<b>9,866,396</b>	<b>9.09</b>	<b>\$4,111</b>
<b>2018</b>	<b>3.94</b>	<b>2377</b>	<b>\$9,044,195</b>	<b>15.75</b>	<b>\$3,805</b>
<b>2017</b>	<b>(.20)</b>	<b>2287</b>	<b>\$7,813,252</b>	<b>12.78</b>	<b>\$3,416</b>
<b>2016</b>	<b>(2.26)</b>	<b>2292</b>	<b>\$6,927,604</b>	<b>(0.62)</b>	<b>\$3,023</b>
<b>2015</b>	<b>(15.98)</b>	<b>2345</b>	<b>\$6,970,612</b>	<b>(5.19)</b>	<b>\$2,973</b>
<b>2014</b>	<b>9.88</b>	<b>2791</b>	<b>\$7,352,244</b>	<b>8.40</b>	<b>\$2,634</b>
<b>2013</b>	<b>10.20</b>	<b>2540</b>	<b>\$6,782,621</b>	<b>13.27</b>	<b>\$2,670</b>
<b>2012</b>	<b>7.76</b>	<b>2305</b>	<b>\$5,987,763</b>	<b>(10.09)</b>	<b>\$2,598</b>

# Increased Faculty

<b>Metric</b>	<b>2012</b>	<b>2013</b>	<b>2014</b>	<b>2015</b>	<b>2016</b>	<b>2017</b>
<b>Full Time Faculty</b>	<b>72</b>	<b>77</b>	<b>75</b>	<b>76</b>	<b>83</b>	<b>87</b>
<b>FT Faculty % SCHs</b>	<b>78.7%</b>	<b>82.9%</b>	<b>82.2%</b>	<b>81.7%</b>	<b>81.8%</b>	<b>75.6%</b>
<b>FT Faculty w Terminal Degree</b>	<b>29</b>	<b>33</b>	<b>36</b>	<b>34</b>	<b>37</b>	<b>34</b>
<b>FT Faculty Teaching Online</b>	<b>25</b>	<b>30</b>	<b>28</b>	<b>30</b>	<b>33</b>	<b>36</b>
<b>Part Time Faculty</b>	<b>48</b>	<b>45</b>	<b>55</b>	<b>46</b>	<b>45</b>	<b>56</b>
<b>PT Faculty % SCHs</b>	<b>21.3%</b>	<b>17.1%</b>	<b>17.8%</b>	<b>18.3%</b>	<b>18.2%</b>	<b>24.4%</b>
<b>IPEDS Student/Faculty Ratio</b>	<b>28</b>	<b>28</b>	<b>26</b>	<b>28</b>	<b>28</b>	<b>24</b>
<b>Average Class Size</b>	<b>23.9</b>	<b>23.8</b>	<b>24.8</b>	<b>23.5</b>	<b>23.9</b>	<b>24.4</b>
<b>Total Faculty</b>	<b>120</b>	<b>122</b>	<b>130</b>	<b>122</b>	<b>128</b>	<b>133</b>

# Increased Staff

	<b>2017</b>	<b>2016</b>	<b>2015</b>	<b>2014</b>	<b>2013</b>	<b>2012</b>	<b>2011</b>	<b>2010</b>
<b>Full Time Staff</b>	<b>145</b>	<b>143</b>	<b>127</b>	<b>131</b>	<b>117</b>	<b>108</b>	<b>109</b>	<b>83</b>
<b>Part Time Staff</b>	<b>24</b>	<b>32</b>	<b>37</b>	<b>39</b>	<b>50</b>	<b>38</b>	<b>24</b>	<b>26</b>

# Increased Total Compensation

	<b>FY10</b>	<b>FY11</b>	<b>FY12</b>	<b>FY13</b>	<b>FY14</b>	<b>FY15</b>	<b>FY16</b>	<b>FY17</b>
<b>Total Payroll (Includes Benefits)</b>	<b>8,023,364</b>	<b>9,360,937</b>	<b>10,513,897</b>	<b>11,417,615</b>	<b>12,431,455</b>	<b>12,520,819</b>	<b>13,662,374</b>	<b>14,731,845</b>

# Expanded Physical Campus

Acreage of Land (EGSC and EGSC Foundation) (Swainsboro Campus\*)

<b>Source</b>	<b>Date</b>	<b>Acres</b>	<b>Total</b>
Gambrell Gift	1974	219.657 acres	219.657
Gambrell Gift	2003	6.859 acres	226.516
Housing Property Addition	2009	10.81 acres	237.326
Meadowlake Parkway at US	2011	0.59 acres	237.92
10K Cross Country Course Property (Emanuel County JDA Gift)	2014	11.7 acres	249.62
Property adjoining Tech Park (Gambrell Family Gift)	2017	138 acres	<b>387.2</b>

\*In addition to property shown on this chart, the Statesboro campus consists of 10.0 acres gifted by the Bulloch County Development Authority in 2009

# Completed Capital Improvement Projects

• Bobcat Villas	\$8,006,000
• Clubhouse	600,000
• Bobcat Villas Expansion	10,848,000
• Academic Building Expansion	4,500,000
• Student Center Expansion	<u>4,900,000</u>
• <b>Total</b>	<b>\$28,854,000*</b>

\*This has been accomplished without the college taking on any debt

# Despite expansion, all of these facilities continue to maintained in an manner which is the envy of the entire USG



East Georgia State College recently earned the Joseph M. White Award from the Georgia Association of Physical Plant Administrators. The award is a \$1,000 grant presented to a member institution's Facilities Department to be used at the discretion of that department's management.

EGSC Director of Plant Operations David Steptoe says he plans to use the grant to fund several Lunch and Learn series, as well as staff safety training.

# Learning Commons Has Become Key Component to Student Success

In 2012, walls in the library were literally torn down, security screening devices were removed and Common Grounds was established with the intent to **create a learning space open and inviting to the entire college community**. Since that time, it has become that and so much more - a physical location staffed by a wide range of caring experts who are focused on improving academic and personal success.

- The Learning Commons is a collaborative project of the Academic Center for Excellence (advisement and tutoring) and the Library. We are dedicated to fostering academic excellence and are driven by the philosophy that students working with students promotes academic and personal success.
- As the primary academic support service for students at East Georgia State College, the ACE assists students in transitioning to college; navigating the academic terrain; creating networks of resources; and achieving academic, personal and professional goals. Through various services including tutoring and study groups, we support students in biological and physical sciences, economics, mathematics, social sciences, statistics, study strategies and writing.

# Expanded Residence Hall Capacity

200 beds in 2011

412 beds in 2017

	<b>Fall 2017</b>	<b>Fall 2016</b>	<b>Fall 2015</b>	<b>Fall 2014</b>	<b>Fall 2013</b>	<b>Fall 2012</b>
<b>Total Applications</b>	<b>645</b>	<b>496</b>	<b>352</b>	<b>366</b>	<b>369</b>	<b>421</b>
<b>% Occupancy</b>	<b>103%</b>	<b>88.59%</b>	<b>98%</b>	<b>96%</b>	<b>97%</b>	<b>97.5%</b>

# Achieved Consistently Positive Audit Results

<b>Fiscal Year</b>	<b>Type of Audit</b>	<b># of Recommendations</b>
<b>FY17</b>	Agreed Upon Procedures	None
<b>FY16</b>	Full Disclosure	1 Finding, 2 Management Comments
<b>FY15</b>	Agreed Upon Procedures	None
<b>FY14</b>	Agreed Upon Procedures	None
<b>FY13</b>	Full Disclosure	None
<b>FY12</b>	Full Disclosure	1 Finding, 4 Management Comments

# Assets of Foundation Have Grown

<b>Fiscal Year End</b>	<b>Total Assets of EGSC Foundation</b>
<b>FY 2018</b>	<b>\$2,786,286*</b>
<b>FY 2017</b>	<b>\$2,371,468</b>
<b>FY 2016</b>	<b>\$2,028,788</b>
<b>FY 2015</b>	<b>\$2,207,490</b>
<b>FY 2014</b>	<b>\$1,196,620</b>
<b>FY 2013</b>	<b>\$1,079,578</b>
<b>FY 2012</b>	<b>\$987,613</b>

\*YTD through May – FYE totals not available until 8/5/18

# Scholarships Have Increased

<b>Fiscal Year</b>	<b>Total Amount</b>	<b>Total Need Based</b>	<b>Total Merit Based</b>
<b>2018*</b>	<b>\$316,417</b>	<b>\$71,818</b>	<b>\$244,599</b>
<b>2017</b>	<b>\$300,056</b>	<b>\$59,382</b>	<b>\$240,674</b>
<b>2016</b>	<b>\$207,072</b>	<b>\$61,350</b>	<b>\$145,722</b>
<b>2015</b>	<b>\$115,203</b>	<b>\$48,045</b>	<b>\$67,158</b>
<b>2014</b>	<b>\$46,984</b>	<b>\$6,400</b>	<b>\$40,584</b>
<b>2013</b>	<b>\$61,975</b>	<b>---</b>	<b>\$61,975</b>
<b>2012</b>	<b>\$79,669</b>	<b>---</b>	<b>\$79,669</b>

\*YTD through May, 2018 – FYE statements not complete until 8/5/18

# Economic Impact Upon the Region We Serve Has Increased

<b>Year</b>	<b>Output Impact</b>	<b>Jobs</b>
<b>FY 2017</b>	Data not available until 8/21/18	
<b>FY 2016</b>	<b>\$80,140,200</b>	<b>991</b>
<b>FY 2015</b>	<b>\$70,849,180</b>	<b>905</b>
<b>FY 2014</b>	<b>\$60,856,225</b>	<b>829</b>
<b>FY 2013</b>	<b>\$58,679,138</b>	<b>760</b>
<b>FY 2012</b>	<b>\$67,420,495</b>	<b>858</b>

Service area as defined by Selig Center: Emanuel, Candler, Bulloch, Johnson, Jefferson, Toombs, Treutlen, and Jenkins

# We Have Remained Affordable

	Effective Fall 2016	Effective Fall 2017	Effective Fall 2018
Georgia State University	\$4,279	\$4,365	\$4,365
Perimeter College at Georgia State University	\$1,363	\$1,390	\$1,390
Georgia Southern University	\$2,613	\$2,665	\$2,665
Kennesaw State University	\$2,660	\$2,713	\$2,713
University of West Georgia	\$2,613	\$2,665	\$2,665
Valdosta State University	\$2,613	\$2,665	\$2,665
Albany State University - Four Year Degrees	\$2,429	\$2,478	\$2,478
Albany State University - Two Year Degrees	\$1,363	\$1,390	\$1,390
Armstrong State University	\$2,429	\$2,478	-
Clayton State University	\$2,429	\$2,478	\$2,478
Columbus State University	\$2,613	\$2,665	\$2,665
Fort Valley State University	\$2,429	\$2,478	\$2,478
Georgia Southwestern State University	\$2,429	\$2,478	\$2,478
Middle Georgia State University	\$1,630	\$1,663	\$1,663
Savannah State University	\$2,429	\$2,478	\$2,478
University of North Georgia – Four Year Degrees	\$2,676	\$2,730	\$2,730
University of North Georgia – Two-Year Degrees	\$1,532	\$1,563	\$1,563
Georgia Gwinnett College	\$1,922	\$1,960	\$1,960
Abraham Baldwin Agricultural College	\$1,532	\$1,563	\$1,563
Atlanta Metropolitan State College	\$1,450	\$1,479	\$1,479
College of Coastal Georgia	\$1,532	\$1,563	\$1,563
Dalton State College	\$1,532	\$1,563	\$1,563
Gordon State College	\$1,532	\$1,563	\$1,563
Bainbridge State College	\$1,363	\$1,390	-
Darton State College	\$1,363	-	-
<b>East Georgia State College</b>	<b>\$1,363</b>	<b>\$1,390</b>	<b>\$1,390</b>
Georgia Highlands State College	\$1,363	\$1,390	\$1,390
South Georgia State College	\$1,363	\$1,390	\$1,390

# Most Recent Affordability Rankings by Federal Government

## Lowest Net Price

US Dept of Education (public/4 year)

- EGSC rank **#43**
- EGSC **\$5,744**
- National Average **\$12,224**

## Lowest Tuition

US Dept of Education (public/4 year)

- EGSC rank **#36**
- EGSC **\$3,067**
- National Average **\$7,989**

# Reduced Student Loan Default Rates

<b>Cohort</b>	<b>Published Default Rate</b>
<b>2009</b>	<b>27.5%</b>
<b>2010</b>	<b>26.0%</b>
<b>2011</b>	<b>22.6%</b>
<b>2012</b>	<b>22.5%</b>
<b>2013</b>	<b>21.7%</b>
<b>2014</b>	<b>22.0%</b>
<b>2015</b>	<b>15.0%</b>

The Cohort Default Rate is a three year CDR. This is a percentage of students that went into default during the cohort window.

# Increased Capacity and Efficiency of Computing Environment

	<b>FY10</b>	<b>FY11</b>	<b>FY12</b>	<b>FY13</b>	<b>FY14</b>	<b>FY15</b>	<b>FY16</b>	<b>FY17</b>	<b>FY18</b>
<b>Number of available workstations, laptops, iPads supported</b>	<b>625</b>	<b>680</b>	<b>740</b>	<b>700</b>	<b>751</b>	<b>794</b>	<b>825</b>	<b>875</b>	<b>890</b>
<b>Ratio of EGSC workstations/devices to IT staff</b>	<b>208 per staff</b>	<b>226 per staff</b>	<b>185 per staff</b>	<b>175 per staff</b>	<b>188 per staff</b>	<b>198 per staff</b>	<b>275 per staff</b>	<b>219 per staff</b>	<b>223 per staff</b>
<b>Number of network servers supported by EGSC IT Department:</b>	<b>24</b>	<b>30</b>	<b>53</b>	<b>140</b>	<b>184</b>	<b>311</b>	<b>315</b>	<b>315</b>	<b>315</b>
<b>Ratio of EGSC network servers to IT staff who support network servers:</b>	<b>24 to 1 staff</b>	<b>30 to 1 staff</b>	<b>53 to 1 staff</b>	<b>140 to 1.5 staff</b>	<b>184 to 1.5 staff</b>	<b>311 to 1.5 staff</b>	<b>315 to 1.5 staff</b>	<b>315 to 1.5 staff</b>	<b>315 to 1.5 staff</b>

# Expanded Campus Bandwidth

	<b>FY10</b>	<b>FY11</b>	<b>FY12</b>	<b>FY13</b>	<b>FY14</b>	<b>FY15</b>	<b>FY16</b>	<b>FY17</b>	<b>FY18</b>
<b>Campus Internet Bandwidth: Swainsboro</b>	50MB	70MB	70MB	80MB	100MB	100MB	314MB	314MB	314MB
<b>Statesboro</b>	3MB	3MB	60MB	60MB	100MB	100MB	314 MB	314MB	314MB
<b>Augusta</b>	n/a	n/a	n/a	n/a	est. 1GB (provided by AU)	est. 1GB (provided by AU)	est. 1GB (provided by AU)	est. 1GB (provided by AU)	Est. 1GB (provided by AU)

# No Food on Campus to Best Food Around

- In 2012, food service was extremely limited
  - Food wasn't great
  - Service was even worse
  - Prices were worse than the service
  - And there was no good coffee
- In 2018, EGSC Food Services provides regular meals to over 400 residential students plus faculty, staff, other students and community
  - Food is superb
  - Service is even better
  - Prices are the best in the area
  - And we have Bobcat Fuel

# Athletic Programs Have Become a Force in Georgia in NJCAA in a Short Period of Time

More important than success on the field and court, our teams have consistently presented a positive image of the college throughout the region

<b>Academic Year</b>	<b>Men's Basketball</b>	<b>Women's Basketball</b>	<b>Baseball</b>	<b>Softball</b>
<b>2017-2018</b>	13-15	12-15	32-17	27-14
<b>2016-2017</b>	10-21	20-8	30-23	25-17
<b>2015-2016</b>	11-18	9-20	28-29	16-29
<b>2014-2015</b>	9-20	15-15	16-30	20-17
<b>2013-2014</b>	14-16	10-19	16-28	22-17
<b>2012-2013</b>	31-3	9-20	14-34	25-17

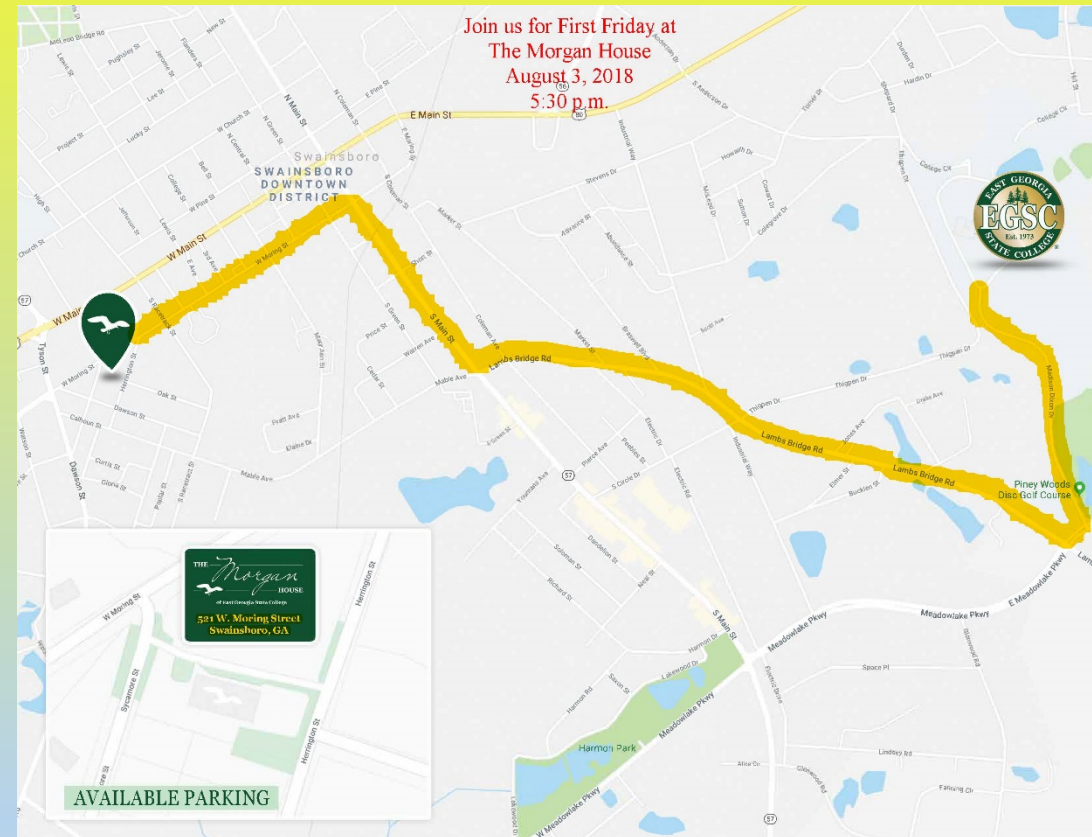
# Police Department is Fully Staffed with Certified Officers

Fall Semester	# of Certified Police Officers		# of Security Officers		# of Staff	Total # of Personnel
	Swainsboro	Statesboro	Swainsboro	Statesboro		
2017	9	1.5	0	0	1	11.5
2016	8	1.5	0	0	1	10.5
2015	6	1	4	1	0	12
2014	6	1	5	1	0	13
2013	5	1	5	1	1	13
2012	4	1	5	1	1	12

# Please join your colleagues at the Morgan House of East Georgia State College This Friday Evening

This month's First Friday is **sponsored by Office of Institutional Advancement**

- **Music** provided by your colleagues
- **Snacks** (barbecue cups, homemade pound cake, strawberries and cream, lemon icebox pie, lemonade)
- **Art**
- **Conversation** with community and colleagues
- **Casual**/drop in and out
- **Bring friends/family**
- Join us in **building community**



**5:30 pm**

Thank you for your service to our amazing students and the region we serve and for your willingness to continually change to meet needs!

The measure of intelligence is the ability to change. —  
Albert Einstein