

East Georgia

STATE COLLEGE®

Annual Report
East Georgia State College Programs
at
Augusta University

May 25, 2018

LET'S GET ASSOCIATED.

An illustration of a forest landscape. A winding orange path leads through a green field towards two small purple mushrooms. The background is a dark green wood-grain texture. There are three stylized evergreen trees: one on the left, one in the center, and one on the right.

Today's Agenda

- **Meet our amazing students**
- **Review enrollment history and projections**
 - **EGSC**
 - **EGSC-Augusta**
- **Review marketing materials**
- **Review trends in applications**
- **What does it cost to attend EGSC-A?**
- **Review the basic financial data concerning our partnership**
- **Review demographic data about EGSC-A Students**
- **What is the record of academic success at EGSC-A?**
- **Review AU Course Available to EGSC –A Students**
- **What is record of academic success following transfer to AU?**
- **Review ESGC-A Staff**
- **Review EGSC-A Faculty**
- **Review EGSC-A Facilities**
- **Discussion**

Our Amazing Students: The Reason our Partnership Exists





*Adrianna
Minton*

SPRING 2018 EGSC GRADUATE

**2018 LOWES NATIONAL
SCHOLARSHIP RECIPIENT**

**TRANSFERRING TO AUGUSTA
UNIVERSITY'S NURSING PROGRAM**



Let's hear about the impact of this partnership from an amazing EGSC
Augusta student



Quincy Evans

- Graduated from Cross Creek High School
- Major: Physical Education
- Future Plans: To become a physical education teacher and head wrestling coach
- Best part of EGSCA: The staff and being a part of AAMI

Megan Faircloth

- Earned her associate's degree from EGSC as a reverse-transfer student
- Will graduate with a Bachelor of Science in Psychology from Augusta University
- Plans to obtain a Master's degree in Clinical Social Work

"I probably wasn't supposed to make it even this far in my education. I was born on the streets of Hungary, premature (2.2 oz), abandoned, and malnourished. When adopted two years later, I had to overcome a lot of obstacles. I'm proof that hard work can overcome test anxiety, ADD, and a dismal early education!

When the time came to go to college, I knew I wanted a small classroom experience, with lots of access to faculty and staff to make sure I had the foundation for further success. Lucky for me, it was the first year for East Georgia at Augusta, and I found the exact opportunity I wanted to get used to a big university setting at my own pace. I recall a family-like environment in a small classroom, with teachers who really cared.

I cannot say enough good things about Nick Kelch who used to be my academic advisor, and who is now the Director of East Georgia State College's Augusta Campus. He is friendly, accessible, and seriously committed to all the students' success. I am very thankful to East Georgia State College, it was a great decision, and I am proud to be an alumni!"


"I'VE ALWAYS HAD A DREAM TO WORK WITH CHILDREN, AND I'VE HAD GREAT OPPORTUNITIES TO LEARN AND EXPLORE THAT CAREER PATH ALONG THE WAY. AS I REFLECT ON MY LEARNING EXPERIENCE, I CAN HONESTLY SAY THAT THE ASSOCIATE'S DEGREE I EARNED FROM EAST GEORGIA STATE COLLEGE'S AUGUSTA CAMPUS GAVE ME THE PERFECT LAUNCH FORWARD!"



Let's hear from a future Augusta University Jaguar!

Hannah Brown

- Graduated from Glenn Hills High School
- Major: Communications
- Future Plans: Transferring to Augusta University Fall 2018
- Best part of EGSCA: The support shown from faculty and staff




EGSC - AUGUSTA SUCCESS STORY

Tony Ngo

- Senior at Augusta University
- Began his college career at EGSC - Augusta

"I've spent the majority of my biology studies with Augusta University, but I started out at East Georgia State College. East Georgia allowed me to obtain the necessary skills to succeed in my college courses and gave me the ability to convert that knowledge into my life. I am grateful of the opportunities East Georgia has given me and will remember them when I graduate and pursue my medical career."

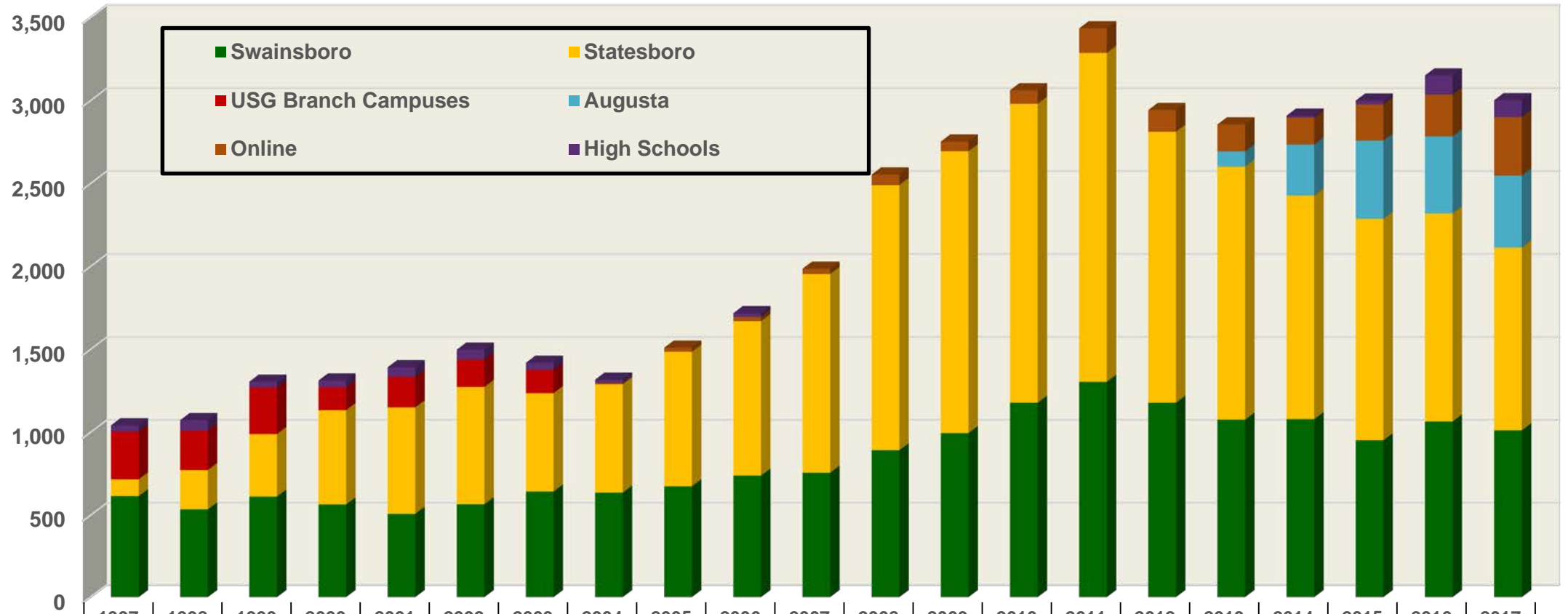
"EAST GEORGIA GAVE ME THE OPPORTUNITY TO START MY COLLEGE CAREER WHEN NOBODY ELSE WOULD BECAUSE I DECIDED TO GO TO COLLEGE TOO LATE."



EGSC Overall Enrollment History and Projections



East Georgia State College Fall Enrollment 1997 - 2017



	1997	1998	1999	2000	2001	2002	2003	2004	2005	2006	2007	2008	2009	2010	2011	2012	2013	2014	2015	2016	2017
High Schools	38	63	34	40	58	60	43	20		23								12	23	115	102
Online								8	25	25	32	64	59	82	148	131	163	162	219	252	353
Augusta																	92	308	471	465	434
USG Branch Campuses	288	238	282	139	184	165	140														
Statesboro	101	237	377	568	642	707	593	653	811	931	1,198	1,598	1,699	1,802	1,983	1,634	1,525	1,348	1,335	1,254	1,101
Swainsboro	616	536	613	566	509	567	644	637	675	740	757	893	996	1,179	1,305	1,179	1,077	1,080	953	1,066	1,013

Total	1,043	1,074	1,306	1,313	1,393	1,499	1,420	1,318	1,511	1,719	1,987	2,555	2,754	3,063	3,436	2,944	2,857	2,910	3,001	3,152	3,003
% Change	3%	3%	22%	1%	6%	8%	-5%	-7%	15%	14%	16%	29%	8%	11%	12%	-14%	-3%	2%	3%	5%	-5%

USG's 10 Year Overall Enrollment Projections for EGSC

Fall semester	Projection
2018	3,053
2019	3,038
2020	3,040
2021	3,048
2022	3,061
2023	3,078
2024	3,099
2025	3,126
2026	3,159
2027	3,200

6.6% 10 year EGSC increase
10.6% overall USG increase

EGSC Augusta Enrollment History and Projections



EGSC Augusta Enrollment History

Semester	Enrollment
Fall 2013	92
Spring 2014	133
Summer 2014	55
Fall 2014	308
Spring 2015	311
Summer 2015	95
Fall 2015	471
Spring 2016	456
Summer 2016	150
Fall 2016	465
Spring 2017	399
Summer 2017	178
Fall 2017	434
Spring 2018	416
Summer 2018	132 *Subject to change

EGSC's Enrollment Projections for EGSC Augusta (Revised)

Fall Semester	Enrollment Projection As of 2014	Enrollment Projection Revised as of 2018
2018	950	575
2019	1050	625
2020	1150	700
2021	1250	750
2022	1350	825
2023	1450	875

Marketing Efforts





PROWL WITH THE BOBCATS AND POUNCE WITH THE JAGUARS

WWW.EGA.EDU/AUGUSTA



Check out our
marketing handouts

Applicant Data



EGSC Augusta Applicant Information

Applicant Information	Fall 2013	Spring 2014	Summer 2014	Fall 2014	Spring 2015	Summer 2015	Fall 2015	Spring 2016	Summer 2016	Fall 2016	Spring 2017	Summer 2017	Fall 2017	Spring 2018	Summer 2018
# of Applicants	138	98	43	436	97	53	579	175	87	493	142	133	444	158	79
# of Applicants Accepted	106 (76.81%)	61 (62.24%)	19 (44.19%)	253 (58.03%)	59 (60.82%)	32 (60.38%)	363 (62.69%)	118 (67.43%)	51 (58.62%)	288 (58.42%)	88 (68.20%)	91 (68.42%)	286 (64.41%)	114 (72.15%)	49 (62%)
# of accepted applicants that enrolled	91 (85.8%)	54 (88.5%)	16 (84.21%)	206 (81.4%)	55 (93.2%)	24 (75%)	295 (81.27%)	93 (78.81%)	33 (64.71%)	225 (78.13%)	61 (69.32%)	63 (69.23%)	223 (77.97%)	88 (77.19%)	12 (24.48%)
# of enrolled applicants above AU FI threshold	39 (42.9%)	20 (37%)	4 (25%)	78 (37.9%)	17 (30.9%)	3 (12.5%)	108 (36.61%)	34 (36.56%)	9 (27.27%)	63 (28%)	21 (33.87%)	6 (9.52%)	131 (27.34%)	114 (27.40%)	37 (18.28%)
Total Enrollment	96	133	55	313	311	95	490	456	150	503	399	213	479	416	132 (subject to change)

Current Number of Applicants for Fall Semester 2018

- **Overall** **2490** (**2153** at same point in time in 2017)*
- **EGSC Augusta** **401** (**290** at same point in time in 2017)*

*As of May 18, 2018

Does not include dual enrollment applicants (50 as of May 18, 2018)

Cost of Attending EGSC Augusta



What Does it Cost to Attend EGSC Augusta?

- **Students pay EGSC Tuition at the same rate as all EGSC students +**
- **Students also pay certain AU fees to have access to AU services**
- **EGSC Tuition plus these AU fees provides access to a high quality educational experience at a fair/affordable price**

Compare the cost of EGSC Augusta to other institutions in the region

Assume a student takes a full load
(30 semester hours or 45 quarter hours)
in one academic year

- | | | |
|----------------|----------|------------------|
| • EGSCA | \$4,680 | 30 credit hours |
| • Paine | \$14,224 | 30 credit hours |
| • Augusta Tech | \$3,328 | 30 credit hours |
| • Augusta U | \$8,604 | 30 credit hours |
| • GMC | \$6,390 | 45 quarter hours |

Housing Costs for EGSC Students in AU Housing

East Georgia
STATE COLLEGE®
AUGUSTA

Housing Opportunities at Augusta University



HOUSING INFORMATION FOR EGSC
— UNIVERSITY VILLAGE —
A gated, fully furnished apartment-style community located on the Forest Hills campus of Augusta University (AU).

University Village primarily houses Augusta University's undergraduate students. However, students attending East Georgia State College Augusta can also apply for a select number of suites at University Village when space is available.

To begin the housing process:

- Submit your contact information via the following link: <https://aughousing.wufoo.com/forms/m1f0cde70hg2qk/>
- Complete the Augusta University Housing Contract and pay the \$150 Application Fee.
- Or, students can also complete the Housing Application at EGSC Augusta's Administrative Office, located in Payne Hall's basement on AU's Summerville Campus.

For specific questions regarding AU's housing, please call 706.729.2300 or email residence@augusta.edu.

FLOOR PLAN:
4 Person Suite (2 bedrooms-2 occupants per room)

RATES:

- 4 Person Suite (per person)
\$5,700 per academic year/\$2,850 per semester
- Required Meal Plan
\$500 per academic year/\$250 per semester

UNIVERSITY VILLAGE FEATURES:

<ul style="list-style-type: none">• Fully furnished• Microwave oven• Frost-free refrigerator with ice-maker• Dishwasher• Closets with shelving• Mini-blinds• Gated community• Deadbolt entry door locks• Separate key entry to bedrooms	<ul style="list-style-type: none">• 24 hour emergency maintenance• Smoke alarms• Planned activities• Cable• High speed wireless internet• Picnic area with grills• Laundry facilities• Computer Lab• Game room
---	--

BOBCATS 74
AUGUSTA 99
JAGUARS

AUGUSTA.EDU/HOUSING

PETS ARE NOT ALLOWED IN AU APARTMENTS

5/6/17

RATES:

- 4 Person Suite (per person)
\$5,800 per academic year/\$2,900 per semester
- Required Meal Plan
\$600 per academic year/\$300 per semester

Financial Data



Mandatory Student Fees Paid By EGSC to AU

	Summer	Fall	Spring	Total
FY 2014		\$43,006.60	\$59,841.24	\$102,847.84
FY 2015	\$24,115.00	\$146,278.40	\$146,318.41	\$316,711.81
FY 2016	\$39,600.54	\$254,222.80	\$237,608.80	\$531,432.14
FY 2017	\$52,505.50	\$277,524.80	\$220,455.20	\$550,485.50
FY 2018	\$45,388.00	\$274,593.15	\$229,745.30	\$549,726.45

Total Student Fees Paid by EGSC to AU

	Fall 2013	Spring 2014	Summer 2014	Fall 2014	Spring 2015	Summer 2015	Fall 2015	Spring 2016	Summer 2016	Fall 2016	Spring 2017	Summer 2017	Fall 2017	Spring 2018
Mandatory Fees	\$ 43,006.60	\$ 59,841.24	\$ 24,115.00	\$ 146,278.40	\$ 146,318.41	\$ 39,600.54	\$ 254,222.80	\$ 237,608.80	\$ 52,505.50	\$ 277,524.80	\$ 220,455.20	\$ 45,388.00	\$ 274,593.15	\$ 229,745.30
Wellness Fees	\$ -	\$ -	\$ -	\$ -	\$ -	\$ -	\$ -	\$ -	\$ -	\$ 100.00	\$ 40.00	\$ 3,140.00	\$ 120.00	
Art Fees	\$ -	\$ -	\$ -	\$ -	\$ -	\$ -	\$ -	\$ -	\$ -	\$ 100.00	\$ -		\$ 300.00	
Housing	\$ 17,850.00	\$ 26,598.00	\$ 2,780.00	\$ 8,635.00	\$ 23,075.00	\$ 1,590.00	\$ -	\$ -	\$ -	\$ 53,720.00	\$ 43,080.00		\$ 94,377.27	\$ 80,550.00
Meal Plans	\$ -	\$ -	\$ -	\$ -	\$ -	\$ -	\$ 500.00	\$ 500.00	\$ -	\$ 21,150.00	\$ 19,625.00		\$ 10,760.00	\$ 9,760.00
Miscellaneous	\$ -	\$ -	\$ -	\$ 70.00	\$ 2,915.00	\$ -	\$ -	\$ -	\$ -	\$ -	\$ -		\$ 4,950.00	\$ 600.00
Library Fines	\$ -	\$ -	\$ -	\$ -	\$ -	\$ -	\$ -	\$ -	\$ -	\$ -	\$ 15.95	\$ -	\$ 12.60	\$ -
TOTAL DUE AU	\$ 60,856.60	\$ 86,439.24	\$ 26,895.00	\$ 154,983.40	\$ 172,308.41	\$ 41,190.54	\$ 254,722.80	\$ 238,108.80	\$ 52,505.50	\$ 352,594.80	\$ 283,216.15	\$ 48,528.00	\$ 385,113.02	\$ 320,655.30
		\$ 147,295.84			\$ 354,186.81			\$ 534,022.14			\$ 688,316.45			\$ 754,296.32
		FY 2014			FY 2015			FY 2016			FY 2017			FY 2018
Amounts compiled from Check Vouchers														

This chart presents fees paid to AU on a semester by semester basis (based on the actual semester during which payment is made). Accounting rules about statements of revenue and expenditures require fees paid in certain semesters to be allocated between two fiscal years. Accordingly, the exact amount of fees paid as reflected on a corresponding statement of revenue and expenditures will vary from the above table. (Total amount of fees over all fiscal years will be the same on this chart and corresponding statements of revenue and expenditures. However, amounts for each fiscal year will vary.)

Demographics of EGSC Augusta Students



Profile of EGSC Augusta Students

Race and Gender

	Fall 2013	Fall 2014	Fall 2015	Fall 2016	Fall 2017
Female	61	183	297	288	278
American Native				1	
Asian	1	7	9	6	2
Black	37	96	161	153	154
Hispanic	1	1	5	4	4
Multiracial	5	17	24	27	31
Pacific Island				1	2
White	16	62	98	96	85
Male	33	120	174	177	156
American Native			1	2	1
Asian	1	6	5	4	8
Black	15	56	87	76	76
Hispanic		2	4	5	3
Multiracial	1	6	12	21	18
Pacific Island				1	
Race unknown		4			
White	15	46	65	68	50
Gender Unknown	0	5	0	0	0
Black		4			
White		1			
Semester Total	92	308	471	465	434

Profile of EGSC Augusta Students Fall 2017

County of Residence

	Fall 2013	Fall 2014	Fall 2015	Fall 2016	Fall 2017
Aiken, SC	1	7	10	12	10
Burke	6	10	16	12	9
Columbia	40	125	182	197	175
Emanuel	1	2	2		1
McDuffie	2	7	18	18	19
Richmond	37	123	219	226	219

Profile of EGSC Augusta Students Fall 2017

• **STUDENT FINANCIAL AID**

- **Pell Recipients -- 306**
- **Student Loan Recipients -- 176**

• **AU HOUSING**

- **Living in AU Student Housing**
 - **Fall 2017 --- 33**
 - **Spring 2018 -- 27**

Student Success at EGSC Augusta



Student Success at EGSC Augusta

Student Success Data	Fall 2013	Spring 2014	Fall 2014	Spring 2015	Fall 2015	Spring 2016	Fall 2016	Spring 2017	Fall 2017	Spring 2018
Average Overall GPA	1.9	2.27	2.2	2.35	2.28	2.37	2.25	2.29	2.11	2.12
Average Hours Earned	27.3	27.2	23.8	23.3	27.06	25.79	31.31	30.47	25.76	27.91
Average Hours Earned (Term)	8.4	8.3	8.5	8.98	8.89	8.68	8.31	8.42	8.04	7.59
Success Rate in MATH 1111	60.8%	57.7%	56.1%	58.6%	61.1%	64.9%	62.2%	54.8%	45.50%	44.9%
Success Rate in ENGL 1101	87.2%	89.9%	85.9%	88.8%	85.1%	86%	77%	72%	58.15%	33.71%
# of students who have earned 15 - 29 hours	28	41	133	126	168	182	166	145	54	42
# of students who have earned 30 - 44 hours	45	56	78	70	112	101	160	115	73	31
# of students who have earned 45+ hours	8	13	20	20	181	60	100	74	47	66
EGSC students in AU ROTC	1	2	9	4	11	9	7	6	3	3

Comparing Augusta with EGSC Swainsboro and Statesboro

Student Success Data EGSC <u>Swainsboro</u>	Fall 2013	Spring 2014	Fall 2014	Spring 2015	Fall 2015	Spring 2016	Fall 2016	Spring 2017	Fall 2017	Spring 2018
Average Overall GPA	2.43	2.32	2.4	2.28	2.4	2.5	2.44	2.52	2.43	2.46
Success Rate in MATH 1111	42%	38.1%	27.9%	33%	56.9%	60.6%	55.0%	62.5%	51.95%	36.92%
Success Rate in ENGL 1101	81.9%	88.1 %	75.9%	81.6%	77.3%	79.4%	74.9%	48.3%	73.02%	46.28%

Student Success Data EGSC <u>Statesboro</u>	Fall 2013	Spring 2014	Fall 2014	Spring 2015	Fall 2015	Spring 2016	Fall 2016	Spring 2017	Fall 2017	Spring 2018
Average Overall GPA	2.03	2.07	2.09	2.16	2.07	2.15	2.16	2.25	2.17	2.24
Success Rate in MATH 1111	61.6%	50.1%	52.8%	41.5%	57.8%	57.1%	57.1%	36%	52.77%	42.92%
Success Rate in ENGL 1101	59.0%	82.3%	82.2%	84.2%	65.3%	65.7%	55.6%	50.7%	56.10%	39.06%

Co-enrollment Courses Offered by AU



Co-enrollment Courses Offered by AU Fall 2017

Subject	Course #	Title	Credit Hours
ART	1000	Ceramics I non-art maj @ AU	3
ART	1001	Painting non-art mjrs @ AU	3
ART	1002	Photography I non-art mjrs @AU	3
ART	1211	Drawing I @ AU	3
ART	1211	Drawing I @ AU	3
ART	1520	Two-Dimensional Design @AU	3
ART	1520	Two-Dimensional Design @AU	3
ART	1530	Visual Arts II	3
CHNS	1001	Elementary Chinese I @AU	3
CHNS	1002	Elementary Chinese II	3
CHNS	2001	Intermediate Chinese II @AU	3
CHNS	2002	Intermediate Chinese II @ AU	3
FREN	1001	Elementary French I	3
FREN	1002	Elementary French II	3
FREN	2001	Intermediate French I	3
GRMN	1001	Elementary German I	3
GRMN	2001	Intermediate German I	3
MILS	1011	Found of Officership-Augusta	3
MILS	2011	Indiv Leadership Stdy-Augusta	3
MUSI	3610	Wind Ensemble @ AU	0
MUSI	3610	Wind Ensemble @ AU	0
MUSI	3620	University Singers @ AU	0
MUSI	3620	University Singers @ AU	0
MUSI	3630	Orchestra @ AU	0
MUSI	3630	Orchestra @ AU	0
SPAN	1001	Elementary Spanish I	3
SPAN	1001	Elementary Spanish I	3
SPAN	1001	Elementary Spanish I	3
SPAN	1001	Elementary Spanish I	3
SPAN	1002	Elementary Spanish II	3
SPAN	1002	Elementary Spanish II	3
SPAN	1002	Elementary Spanish II	3

Subject	Course #	Title	Credit Hours
SPAN	2001	Intermediate Spanish I	3
SPAN	2002	Intermediate Spanish II	3
SPAN	2002	Intermediate Spanish II	3
WELL	1011	Badminton @ AU	1
WELL	1012	Beginning Golf @ AU	1
WELL	1017	Pickleball @ AU	1
WELL	1023	Hiking, Bckpking, Camping @ AU	1
WELL	1025	Tai Chi @ AU	1
WELL	1026	Self Defense @ AU	1
WELL	1030	Backyard Games @ AU	1
WELL	1201	Basketball @ AU	1
WELL	1201	Basketball @ AU	1
WELL	1205	Ultimate Frisbee @ AU	1
WELL	1209	Volleyball @ AU	1
WELL	1301	Ballroom Dancing-Men	1
WELL	1503	Aerobic Dance/Body Cond @ AU	1
WELL	1504	Body Shaping for Women @ AU	1
WELL	1506	Weight Training @ AU	1
WELL	1506	Weight Training @ AU	1
WELL	1506	Weight Training @ AU	1
WELL	1507	Jogging @ AU	1
WELL	1507	Jogging @ AU	1
WELL	1507	Jogging @ AU	1
WELL	1507	Jogging @ AU	1
WELL	1511	Core Conditioning @ AU	1
WELL	1511	Core Conditioning @ AU	1
WELL	1511	Core Conditioning @ AU	1
WELL	1699	Rowing @AU	1

Number of unique students enrolled: 13
 Number of total credit hours enrolled: 27 hours

Co-enrollment Courses Offered by AU Spring 2018

Subject	Course #	Title	Credit Hours
ART	1000	Ceramics I non-art maj @ AU	3
ART	1002	Photography I non-art mjrs @AU	3
ART	1211	Drawing I @ AU	3
ART	1520	Two-Demensional Design @AU	3
ART	1530	III Dimensional Design @AU	3
ART	1530	III Dimensional Design @AU	3
CHNS	1001	Elementary Chinese I @AU	3
CHNS	1002	Elementary Chinese II	3
CHNS	2001	Intermediate Chinese II @AU	3
CHNS	2002	Intermediate Chinese II @ AU	3
FREN	2001	Intermediate French I	3
FREN	2002	Intermediate French II	3
GRMN	1002	Elementary German II @AU	3
MILS	1021	Military Science at Augusta	3
MILS	2021	Leadership&Teamwork at Augusta	3
MUSI	1000	Pep Band @ AU	0
MUSI	3610	Wind Ensemble @ AU	0
MUSI	3620	University Singers @ AU	0
MUSI	3630	Orchestra @ AU	0
SPAN	1001	Elementary Spanish I	3
SPAN	1001	Elementary Spanish I	3
SPAN	1002	Elementary Spanish II	3
SPAN	1002	Elementary Spanish II	3
SPAN	1002	Elementary Spanish II	3
SPAN	2001	Intermediate Spanish I	3

Subject	Course #	Title	Credit Hours
SPAN	2002	Intermediate Spanish II	3
WELL	1011	Badminton @ AU	1
WELL	1017	Pickleball @ AU	1
WELL	1023	Hiking, Bckpking, Camping @ AU	1
WELL	1023	Hiking, Bckpking, Camping @ AU	1
WELL	1025	Tai Chi @ AU	1
WELL	1026	Self Defense @ AU	1
WELL	1201	Basketball @ AU- Men	1
WELL	1205	Ultimate Frisbee @ AU	1
WELL	1206	Team Handball @ AU	1
WELL	1301	Ballroom Dancing-Men	1
WELL	1301	Ballroom Dancing-Men	1
WELL	1504	Body Shaping for Women @ AU	1
WELL	1506	Weight Training @ AU- Women	1
WELL	1506	Weight Training @ AU- Women	1
WELL	1506	Weight Training @ AU- Women	1
WELL	1506	Weight Training @ AU- Women	1
WELL	1507	Jogging @ AU	1
WELL	1507	Jogging @ AU	1
WELL	1511	Core Conditioning @ AU	1
WELL	1511	Core Conditioning @ AU	1
WELL	1512	Zumba @ AU	1
WELL	1512	Zumba @ AU	1
WELL	1699	Rowing @AU	1

Number of unique students enrolled: 9
 Number of total credit hours enrolled: 22

Co-enrollment Courses Offered by AU Summer 2018

<u>Subject</u>	<u>Course #</u>	<u>Title</u>	<u>CR</u>
ART	1002	Photography I non-art mjrs @AU	3
SPAN	1001	Elementary Spanish I	3
SPAN	1002	Elementary Spanish II	3
SPAN	2001	Intermediate Spanish I	3
WELL	1011	Badminton @ AU	1
WELL	1209	Volleyball @ AU	1
WELL	1406	Canoeing @AU	1
WELL	1506	Weight Training @ AU- Women	1
WELL	1507	Jogging @ AU	1
WELL	1507	Jogging @ AU	1
WELL	1508	Fitness @AU	1
WELL	1508	Fitness @AU	1
WELL	1511	Core Conditioning @ AU	1
WELL	1511	Core Conditioning @ AU	1

Number of students enrolled: 2
 Number of total credit hours enrolled: 2
 As of 4/20/2018

Student Success at AU Following Transfer



Number of Former EGSC Students by EGSC Campus of Origin who Matriculated by Term

Term Matriculated by EGSC Campus of Origin	Sum 2012	Fall 2012	Spr 2013	Sum 2013	Fall 2013	Spr 2014	Sum 2014	Fall 2014	Spr 2015	Sum 2015	Fall 2015	Spr 2016	Sum 2016	Fall 2016	Spr 2017	Sum 2017	Fall 2017	Spr 2018	Total
Augusta University	3	17	9	1	18	7	2	28	20	6	62	36	6	66	41	8	57	34	421
EGSC Augusta		2	1		2	3	1	12	11	4	38	28	4	44	39	8	47	27	271
EGSC Statesboro	2	4	5	1	5	1		5	3	1	5	1	1	2			3	2	41
EGSC Swainsboro	1	11	3		11	3	1	11	6	1	19	7	1	20	2		7	5	109
Georgia Southern University	23	234	168	34	235	145	32	230	142	33	253	137	30	234	151	33	266	118	2,498
EGSC Augusta						1		3			2	1		7	2	1	8	4	29
EGSC Statesboro	14	176	135	27	165	117	24	157	120	25	171	103	20	155	125	25	181	89	1,829
EGSC Swainsboro	9	58	33	7	70	27	8	70	22	8	80	33	10	72	24	7	77	25	640
Total	26	251	177	35	253	152	34	258	162	39	315	173	36	300	192	41	323	152	2,919

Enrollment of Former EGSC Students by EGSC Campus of Origin

Enrolled by EGSC Campus of Origin	Sum 2012	Fall 2012	Spr 2013	Sum 2013	Fall 2013	Spr 2014	Sum 2014	Fall 2014	Spr 2015	Sum 2015	Fall 2015	Spr 2016	Sum 2016	Fall 2016	Spr 2017	Sum 2017	Fall 2017	Spr 2018	Totals
Augusta University	22	44	47	14	50	45	16	70	79	26	129	153	57	195	216	85	249	252	1,749
EGSC Augusta						3	2	16	25	13	64	89	37	128	158	69	195	200	999
EGSC Statesboro	16	21	24	6	24	18	7	20	20	4	17	16	7	13	10	3	9	8	243
EGSC Swainsboro	6	23	23	8	26	24	7	34	34	9	48	48	13	54	48	13	45	44	507
Georgia Southern University	663	1,178	1,157	621	1,136	1,144	612	1,150	1,142	604	1,144	1,112	587	1,128	1,097	600	1,131	1,080	17,286
EGSC Augusta		1	1			1		4	4	2	5	6	3	12	12	7	21	23	102
EGSC Statesboro	512	912	912	497	883	901	487	893	893	482	880	855	463	831	824	447	832	794	13,298
EGSC Swainsboro	151	265	244	124	253	242	125	253	245	120	259	251	121	285	261	146	278	263	3,886
Totals	685	1,222	1,204	635	1,186	1,189	628	1,220	1,221	630	1,273	1,265	644	1,323	1,313	685	1,380	1,332	19,035

Former EGSC Students Enrolled at AU by Gender/Ethnicity

Former EGSC Student by Gender and Ethnicity	Sum 2012	Fall 2012	Spr 2013	Sum 2013	Fall 2013	Spr 2014	Sum 2014	Fall 2014	Spr 2015	Sum 2015	Fall 2015	Spr 2016	Sum 2016	Fall 2016	Spr 2017	Sum 2017	Fall 2017	Spr 2018
Augusta University	22	44	47	14	50	45	16	70	79	26	129	153	57	195	216	85	249	252
Female	16	25	27	7	34	29	10	48	60	16	93	105	38	130	145	47	158	162
Black	7	9	9	2	10	10	3	20	24	5	37	41	11	50	57	13	65	64
White	8	14	16	5	22	18	7	25	29	9	43	46	23	59	59	22	67	71
Hispanic								1	3	1	4	7	3	9	12	6	11	14
American Native																1	1	
Asian									1		1	1		3	4	3	4	4
Multiracial	1	1	1		1	1		2	2	1	4	5	1	6	10	2	10	9
Unknown		1	1		1				1		4	5		3	3			
Male	6	19	20	7	16	16	6	22	19	10	36	48	19	65	71	38	91	90
Black		5	6	2	4	5	1	6	6	5	11	16	8	21	23	8	30	28
White	6	14	14	5	12	11	4	14	11	3	16	21	8	28	32	21	39	41
Hispanic							1	2	2	1	3	4	1	5	5	3	8	8
American Native													1	1	1			
Asian										1	5	5		5	5	3	6	6
Multiracial											1	1		4	5	3	7	6
Unknown													1	1	1		1	1

AU Bachelors Degrees Awarded to Former EGSC Students

AU Bachelor Degrees by Gender and Ethnicity	Sum 2012	Fall 2012	Spr 2013	Fall 2013	Spr 2014	Sum 2014	Fall 2014	Spr 2015	Sum 2015	Spr 2016	Fall 2016	Spr 2017	Sum 2017	Fall 2017	Total
Female		3	4	3	3	1		9		10	4	12	1	9	59
Black		1	1	1	1			2		3	1	3		6	19
White		2	3	1	2	1		7		5	3	7	1	3	35
Hispanic												1			1
Multiracial										1					1
Unknown				1						1		1			3
Male	1		3	2	1		3	2	1		1	2		3	19
Black			1				1	1	1		1			2	7
White	1		2	2	1		2	1				2		1	12
Total	1	3	7	5	4	1	3	11	1	10	5	14	1	12	78

How Do EGSC Students Perform Academically Following Transfer?

AU	Fall 2013	Spring 2014	Summer 2014	Fall 2014	Spring 2015	Summer 2015	Fall 2015	Spring 2016	Summer 2016	Fall 2016	Spring 2017	Summer 2017	Fall 2017
# former Students	51	46	16	71	80	27	132	156	57	198	216	85	249
Semester Hours Attempted	13.1	12.9	7.9	12.6	12.7	7.7	12.9	12.7	6.3	13.0	12.8	7.1	12.9
Semester Hours Earned	8.2	8.1	6	8.3	8	5.5	7.7	7.8	4.5	7.7	7.5	4.9	7.3
Cumulative Hours Earned	36.8	31.9	38.9	31	25.6	24.4	30.6	29.3	29.4	29.8	34.7	33.5	28.3
EGSC GPA								3.00	2.90	3.02	2.90	2.85	2.89
AU GPA								2.59	2.66	2.50	2.63	2.77	2.63
Overall USG GPA	2.58	2.57	2.59	2.51	2.53	2.42	2.52	2.52	2.44	2.45	2.53	2.58	2.54
Ga Sou U													
# former Students	1168	1173	630	1187	1177	628	1180	1148	608	1154	1097	600	1131
Semester Hours Attempted	12.9	12.7	7.2	12.8	12.7	7.3	12.9	12.9	7.2	13.0	12.7	7.3	12.9
Semester Hours Earned	7.3	7.2	5.1	7	7.1	5	7.1	7.4	5	7.1	7.2	5.2	7.0
Cumulative Hours Earned	48.1	49.6	55.5	47.8	49.3	54.8	46.6	48.8	53.88	46.4	47.5	53.0	44.2
EGSC GPA								2.83	2.81	2.83	2.86	2.86	2.86
Ga Sou U GPA								2.59	2.74	2.54	2.62	2.79	2.59
Overall USGGPA	2.6	2.58	2.68	2.53	2.52	2.66	2.53	2.56	2.67	2.83	2.59	2.72	2.58

Academic Success at Transfer Institutions by Former EGSC Students (Based on Number of Hours Completed Before Transfer)

*University Credit Hours Earned/Attempted & GPA for Former EGSC Students Completing less than 46 Hours Prior to Transfer

<46 Credit Hrs & GPA at EGSC University hours & GPA	No. Students	EGSC HrsAtt	EGSC Hrs Earn	EGSC % Att/Earn	HS GPA	EGSC GPA	Transfer Unv Cum GPA	Hours Transfer AU/GSU	Hours Attempt University	Hours Earned University	University % Att/Earn
Augusta University	154	44.5	34.5	78%	2.88	3.00	2.11	30.8	48.0	37.9	79%
Georgia Southern University	873	42.8	35.2	82%	2.95	2.93	2.35	31.2	65.8	54.3	83%

*University Credit Hours Earned/Attempted & GPA for Former EGSC Students Completing more than 45 Hours Prior to Transfer

>45 Credit Hrs & GPA at EGSC University hours & GPA	No. Students	EGSC HrsAtt	EGSC Hrs Earn	EGSC % Att/Earn	HS GPA	EGSC GPA	Transfer Unv Cum GPA	Hours Transfer AU/GSU	Hours Attempt University	Hours Earned University	University % Att/Earn
Augusta University	127	76.7	64.4	84%	2.94	2.90	2.15	54.3	45.6	37.8	83%
Georgia Southern University	1,030	84.4	65.4	77%	2.97	2.80	2.49	54.6	61.7	51.6	84%

EGSC Augusta Faculty



		Spring 2014	Spring 2015	Spring 2016	Spring 2017	Spring 2018
Full-Time		5	5	7	9	9
	Teaching and Office Located in Augusta					
	Teaching Part of Load in Swainsboro Augusta Office					1
	Statesboro Office Teaches Part of Load in Augusta					1
Part-Time		14	14	14	11	9

Faculty and Course Offerings – Spring 18

Faculty	Subject	Degree Earned
Full-time		
Located on Augusta Campus		
Robert G. Nordan	Music Appreciation & Critical and Academic Thinking For Success	Master's
Kim S. Carr	College Algebra, College Algebra Support, Pre-Calculus, Statistics	Master's
James Brady	Public Speaking	Doctorate
Mary Waalkes	Western Civilization & U.S. History	Doctorate
Martiana-Florenta Segal	Principles of Biology I & II	Doctorate
Robert A. Mullins	American Government and Global Issues	Doctorate
Thomas D. Brow	Quantitative Skills-Reasoning, Quantitative Skills-Reasoning Support, College Algebra	Master's
Pamela Hoke	Composition I, II & American Literature	Doctorate
Corrina Honeycutt	Composition I & II	Master's
Full-time		
Teaches part of her load in Augusta		
Pat Homer – Statesboro Office	Composition I & II	Master's
Full-time		
Teaches part of his load in Augusta		
Jaehyuk Lee – Augusta office location	Principles of Macroeconomics & Principles of Microeconomics	Doctorate
Part-Time		
Dwayne M. Brown	Introduction to Sociology	Master's
William C. Trabue	College Algebra Support, Quantitative Skills-Reasoning & College Algebra	Master's
Melissa Mathis	Elementary Spanish I & II	Master's
Richard E. Cook	Music Appreciation	Doctorate
Haley S. McPhail	Composition I Support	Master's
Dacian Dolean	General Psychology	Doctorate
Vaishali Handa	Principles of Biology I	Doctorate

EGSC Augusta Staff



	Spring 2014	Spring 2015	Spring 2016	Spring 2017	Spring 2018
Full-Time	4	4	5	5	6
Part-Time	1	1	0	0	0
Student Worker	1	1	0	0	1

In addition to these on-site staff, EGSC staff from the President's Office, Business Affairs, Information Technology, Institutional Advancement, and Academic and Student Affairs provide regular support to EGSC Augusta (both on-site at EGSC Augusta and via various electronic means).

Full-Time Staff at EGSC Augusta as of June 2018

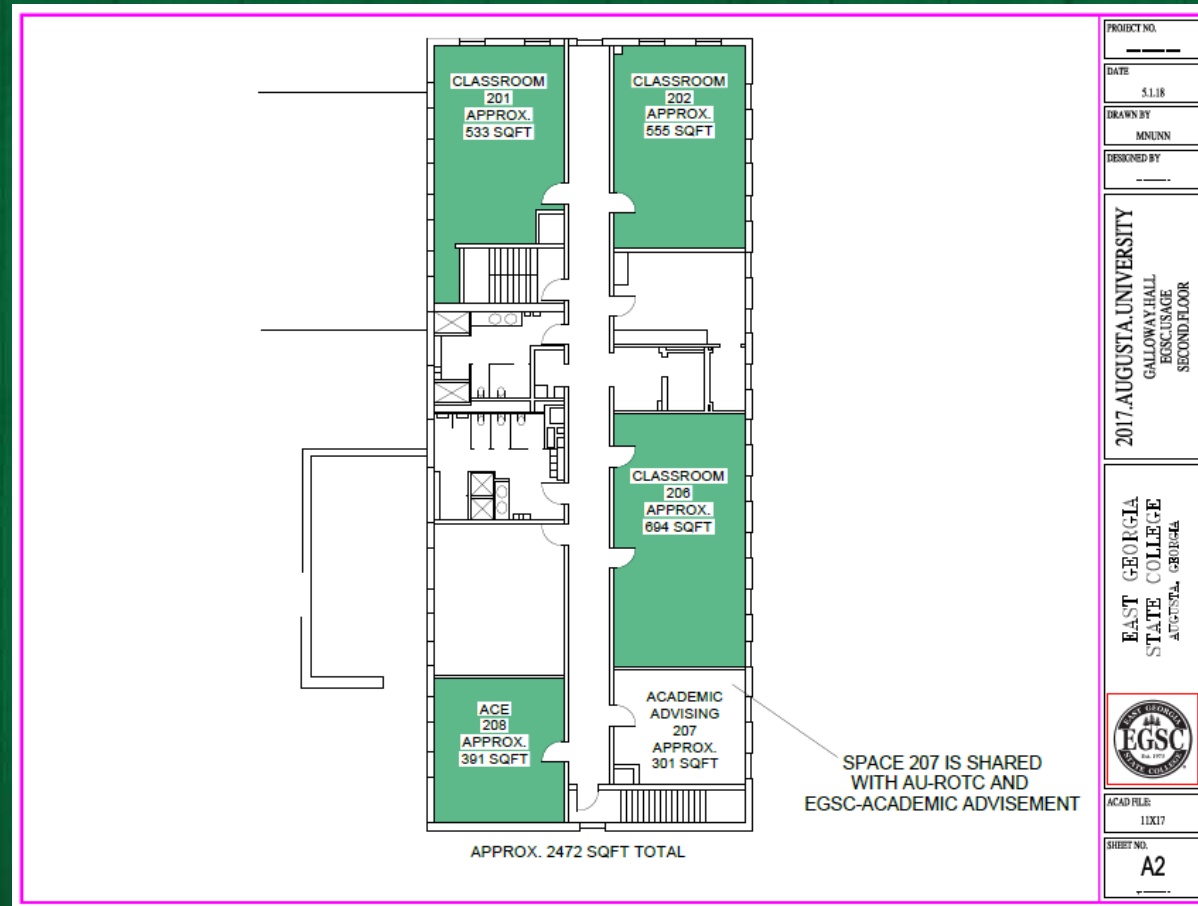
Staff	Title
Nick Kelch	Director
Evett Davis	Assistant Director of Student Affairs (start date 06/2018)
Joseph Bell	ACE Coordinator
Dr. Deborah Kittrell-Mikell	Director of Academic Support Services
Charlene Blankenship	ACE Assistant
Catressa Wilson	Administrative Assistant



FACILITIES



East Georgia State College Augusta -- Physical Space at Galloway Hall Spring 2018



**3 classrooms totaling 1782 sq. ft. plus
301 sq. ft. of advising and tutoring space plus
207 sq. ft. (assigned to AU ROTC but shared informally with EGSC)**

Advisement and Tutoring



Galloway Hall
207



Galloway Hall
207



Galloway Hall
207



Galloway Hall
207



Galloway Hall
208



Galloway Hall
207

Classrooms



Galloway Hall
201, 202 & 206

East Georgia State College Augusta -- Physical Space at Payne Hall Spring 2018



1276 sq. ft. of administrative space plus
5 faculty offices totaling 1,008 sq. ft. shared among 10 full time faculty members

Note: The 316 sq. ft. faculty office and the 222 sq. ft. office were not available when EGSC began offering programs in 2013 at AU. These were remodeled and converted by AU at a later date.

Director's Office



B003



Assistant Director's Office



B002



Payne Hall Front Desk



Faculty Offices Recently Renovated Vault



Faculty Offices

Payne Hall
B012



Payne Hall
B011



Payne Hall
B011



Payne Hall
B0123



Payne Hall
B0122



Payne Hall Common Areas



Payne Hall Storage





Thank you AU!



Our collaboration is greatly increasing
high quality, affordable educational
opportunities in the region!

Discussion



Orientation Schedule for Fall 2018

- **June 22, 2018**
- **July 11, 2018**
- **July 18, 2018**
- **August 2, 2018**

Additional Data Analysis Now Underway

June 2016

SSN
EAST_GA_ID
SETID
INSTITUTION_NAME
TERM
GENDER
RACE_ETHNICITY
MILITARY_STATUS
MATRICULATION_TERM
CREDIT_HOURS_ATTEMPTED
TERM_CREDIT_HRS_EARNED
USG_CUM_HRS_EARNED
USG_CUM_GPA

TERM_AWARD_ACRONYM1
TERM_AWARD_DEGREE_LEVEL_CODE1
TERM_AWARD_CIP1
TERM_AWARD_ACRONYM2
TERM_AWARD_DEGREE_LEVEL_CODE2
TERM_AWARD_CIP2
TERM_AWARD_ACRONYM3
TERM_AWARD_DEGREE_LEVEL_CODE3
TERM_AWARD_CIP3
TERM_AWARD_ACRONYM4
TERM_AWARD_DEGREE_LEVEL_CODE4
TERM_AWARD_CIP4

USG Variables Provided for Transfer Studies

June 2017 and May 2018

SSN
EAST_GA_ID
SETID
INSTITUTION_NAME
TERM
GENDER
RACE_ETHNICITY
MILITARY_STATUS
MATRICULATION_TERM
CREDIT_HOURS_ATTEMPTED
TERM_CREDIT_HRS_EARNED
USG_CUM_HRS_EARNED
USG_CUM_GPA
INST_CUM_GPA
TERM_AWARD_ACRONYM1
TERM_AWARD_DEGREE_LEVEL_CODE1
TERM_AWARD_CIP1
TERM_AWARD_ACRONYM2
TERM_AWARD_DEGREE_LEVEL_CODE2
TERM_AWARD_CIP2
TERM_AWARD_ACRONYM3
TERM_AWARD_DEGREE_LEVEL_CODE3
TERM_AWARD_CIP3
TERM_AWARD_ACRONYM4
TERM_AWARD_DEGREE_LEVEL_CODE4
TERM_AWARD_CIP4

April 2018

1 institution
2 academic_term
3 unique_id
4 SSN
5 student_inst_id
6 stu_inst_uid
7 gender_descr
8 ipeds_race_ethnicity_descr
9 age_at_matric
10 admit_first_gen_ind
11 student_residency_code_descr
12 state_origin_code
13 county_origin_desc
14 ug_admit_type_descr
15 student_level_descr
16 hs_gpa
17 act_composite
18 satold_math
19 satold_verbal
20 satnew_section_ebrw
21 satnew_section_math
22 satnew_test_reading
23 satnew_test_writing
24 satnew_test_math
25 adv_standing_ap_hrs
26 adv_standing_clep_hrs
27 adv_standing_ib_hrs
28 adv_standing_other_hrs
29 cip_code_enrolled
30 description_cc
31 degree_level_desc
32 degree_acronym_descr
33 inst_cum_hrs_attempted
34 inst_cum_hrs_earned
35 inst_cum_hrs_earned_transfer
36 inst_term_hrs_attempted
37 inst_term_hrs_earned
38 inst_term_gpa
39 inst_cum_gpa
40 usg_cum_gpa
41 hopezell
42 pell
43 award_term1
44 award_institution1
45 award_degree_level_code1
46 award_degree_acronym1
47 award_cipcode1
48 award_cipdescr1
49 awardrevtransf1
50 award_term2
51 award_institution2
52 award_degree_level_code2
53 award_degree_acronym2
54 award_cipcode2
55 award_cipdescr2
56 awardrevtransf2
57 award_term3
58 award_institution3
59 award_degree_level_code3
60 award_degree_acronym3
61 award_cipcode3
62 award_cipdescr3
63 awardrevtransf3
64 award_term4
65 award_institution4
66 award_degree_level_code4
67 award_degree_acronym4
68 award_cipcode4
69 award_cipdescr4
70 awardrevtransf4
71 award_term5
72 award_institution5
73 award_degree_level_code5
74 award_degree_acronym5
75 award_cipcode5
76 award_cipdescr5
77 awardrevtransf5
78 award_term6
79 award_institution6
80 award_degree_level_code6
81 award_degree_acronym6
82 award_cipcode6
83 award_cipdescr6
84 awardrevtransf6
85 termtransfer
86 send_inst
87 send_hrs_earned
88 transfer_hrs_earned
89 send_cum_gpa
90 send_inst_type