

EGSC Statesboro Student Satisfaction Survey Fall 2019

Friday, November 22, 2019

117

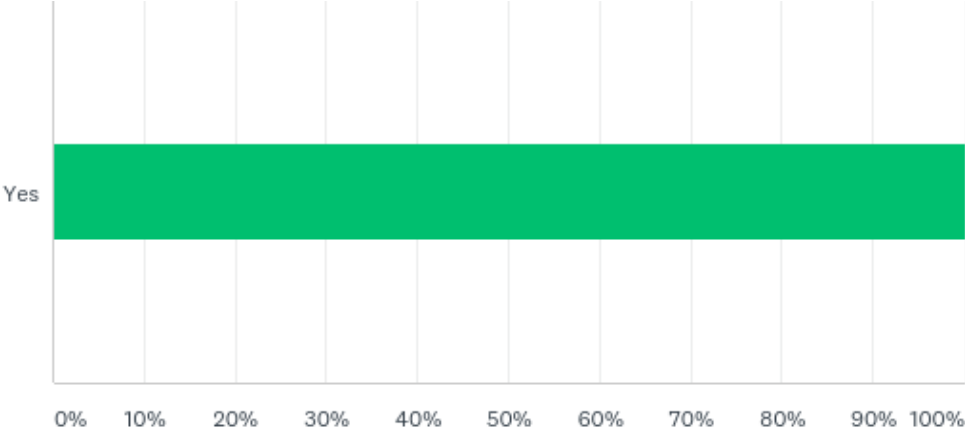
Total Responses

Date Created: Monday, October 07, 2019

Complete Responses: 49

Q1: Do you take classes at EGSC Statesboro?

Answered: 116 Skipped: 1



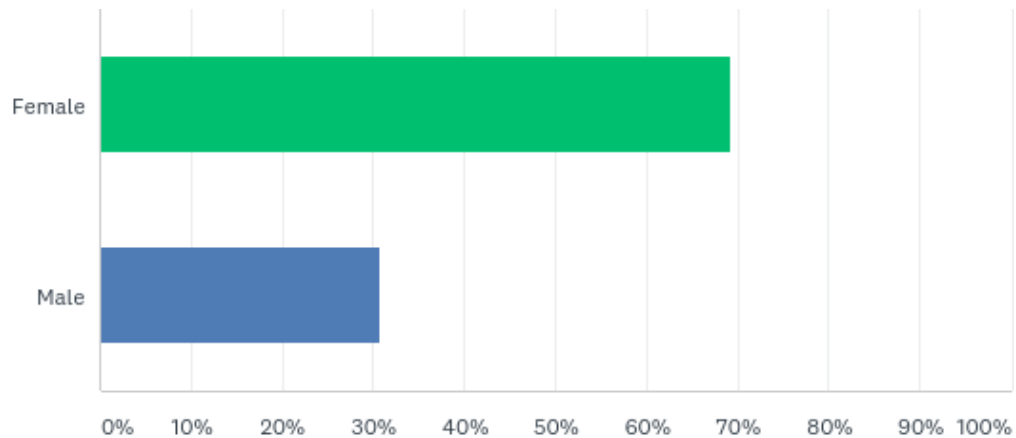
Q1: Do you take classes at EGSC Statesboro?

Answered: 116 Skipped: 1

ANSWER CHOICES	RESPONSES	
Yes	100.00%	116
TOTAL		116

Q2: Gender:

Answered: 114 Skipped: 3



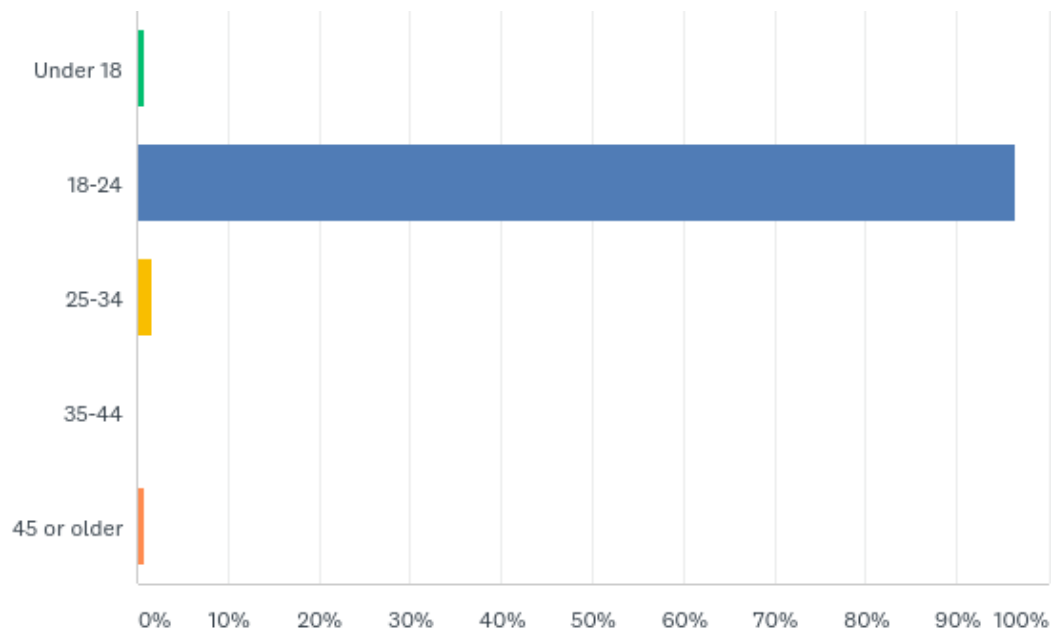
Q2: Gender:

Answered: 114 Skipped: 3

ANSWER CHOICES	RESPONSES	
Female	69.30%	79
Male	30.70%	35
TOTAL		114

Q3: Age group:

Answered: 114 Skipped: 3



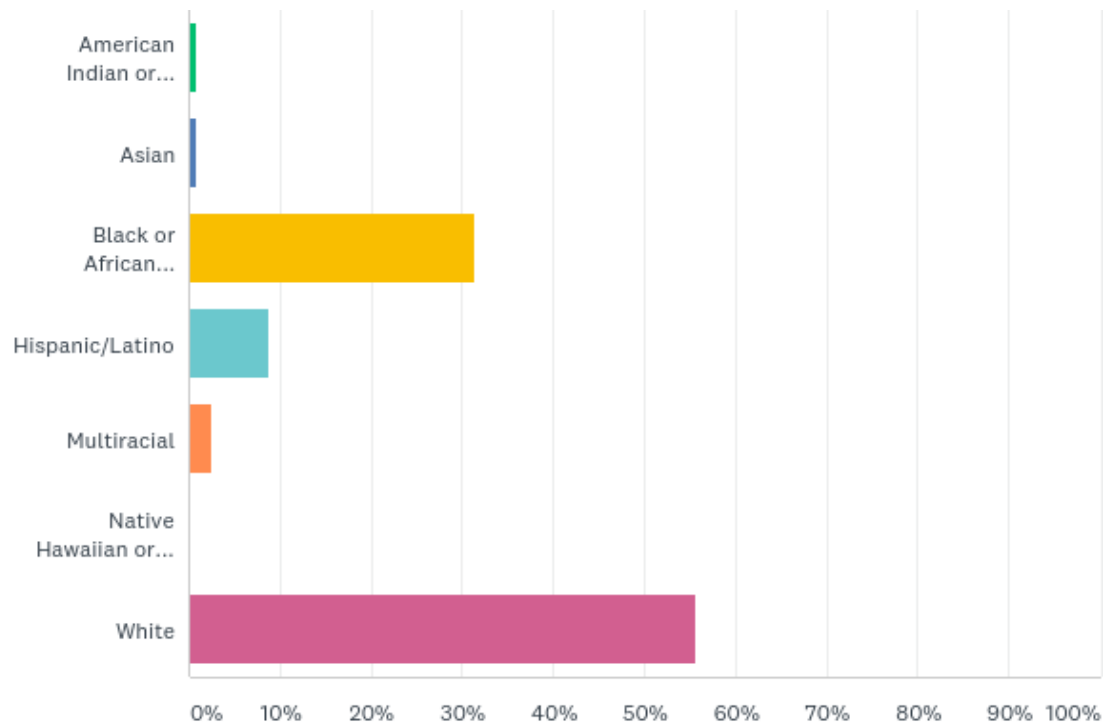
Q3: Age group:

Answered: 114 Skipped: 3

ANSWER CHOICES	RESPONSES	
Under 18	0.88%	1
18-24	96.49%	110
25-34	1.75%	2
35-44	0.00%	0
45 or older	0.88%	1
TOTAL		114

Q4: Ethnicity:

Answered: 115 Skipped: 2



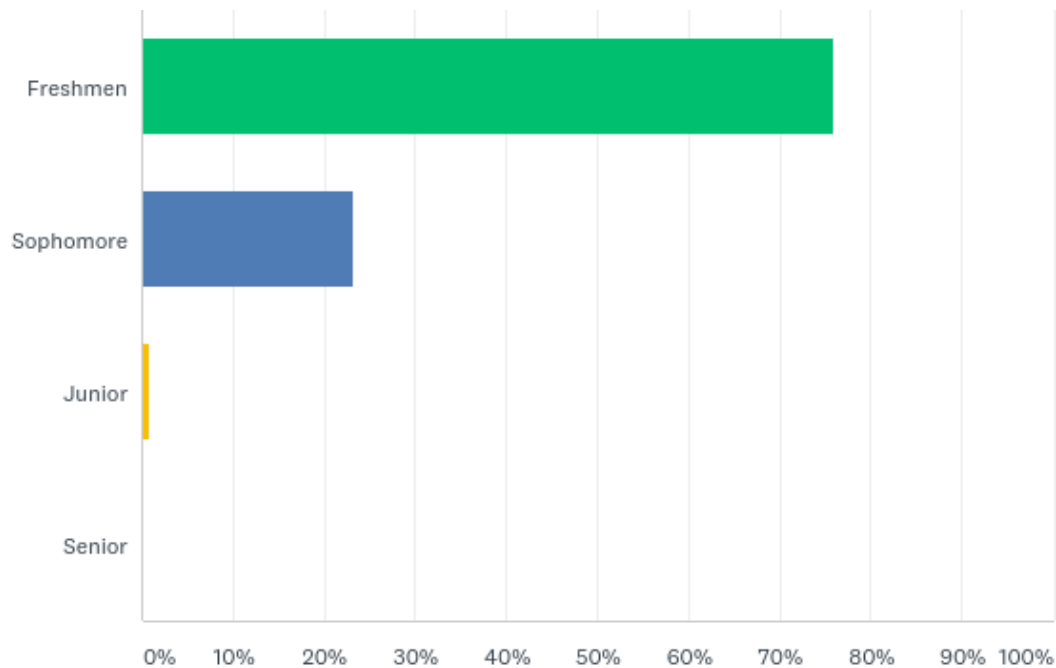
Q4: Ethnicity:

Answered: 115 Skipped: 2

ANSWER CHOICES	RESPONSES	
American Indian or Alaskan Native	0.87%	1
Asian	0.87%	1
Black or African American	31.30%	36
Hispanic/Latino	8.70%	10
Multiracial	2.61%	3
Native Hawaiian or Pacific Islander	0.00%	0
White	55.65%	64
TOTAL		115

Q5: Academic class:

Answered: 116 Skipped: 1



Q5: Academic class:

Answered: 116 Skipped: 1

ANSWER CHOICES	RESPONSES	
Freshmen	75.86%	88
Sophomore	23.28%	27
Junior	0.86%	1
Senior	0.00%	0
TOTAL		116

Q6: Please rate the quality of enrollment services provided by the following offices based on your level of satisfaction.

Answered: 84 Skipped: 33

	VERY SATISFIED	SOMEWHAT SATISFIED	NO OPINION	SOMEWHAT DISSATISFIED	VERY DISSATISFIED	TOTAL	WEIGHTED AVERAGE
Admissions	61.90% 52	21.43% 18	10.71% 9	3.57% 3	2.38% 2	84	1.63
Financial Aid	54.22% 45	21.69% 18	13.25% 11	9.64% 8	1.20% 1	83	1.82
Student Records	51.22% 42	23.17% 19	23.17% 19	2.44% 2	0.00% 0	82	1.77

Q7: Please rate the quality of academic services based on your level of satisfaction.

Answered: 84 Skipped: 33

	VERY SATISFIED	SOMEWHAT SATISFIED	NO OPINION	SOMEWHAT DISSATISFIED	VERY DISSATISFIED	TOTAL	WEIGHTED AVERAGE
Advisement	55.42% 46	19.28% 16	12.05% 10	10.84% 9	2.41% 2	83	1.86
Tutoring	46.43% 39	13.10% 11	39.29% 33	0.00% 0	1.19% 1	84	1.96
Library	34.52% 29	15.48% 13	42.86% 36	5.95% 5	1.19% 1	84	2.24

Q8: Please rate the quality of services provided by the following offices based on your level of satisfaction.

Answered: 85 Skipped: 32

	VERY SATISFIED	SOMEWHAT SATISFIED	NO OPINION	SOMEWHAT DISSATISFIED	VERY DISSATISFIED	TOTAL	WEIGHTED AVERAGE
Student Life	42.35% 36	23.53% 20	27.06% 23	5.88% 5	1.18% 1	85	2.00
Information Technology/Web Services	48.24% 41	28.24% 24	18.82% 16	2.35% 2	2.35% 2	85	1.82
Cafe Services	30.59% 26	7.06% 6	56.47% 48	1.18% 1	4.71% 4	85	2.42

Q9: To help improve the information we make available to students, please rate the usefulness of the information we provide to you through the following sources:

Answered: 83 Skipped: 34

	VERY USEFUL	SOMEWHAT USEFUL	NO OPINION	NOT USEFUL ENOUGH	USELESS	TOTAL	WEIGHTED AVERAGE
College Readiness Tour	37.35% 31	15.66% 13	38.55% 32	3.61% 3	4.82% 4	83	2.23
Visits to high school by admissions staff	28.92% 24	18.07% 15	48.19% 40	2.41% 2	2.41% 2	83	2.31
College publications (catalogs, brochures, etc.)	37.35% 31	13.25% 11	43.37% 36	4.82% 4	1.20% 1	83	2.19
College website	57.83% 48	26.51% 22	12.05% 10	2.41% 2	1.20% 1	83	1.63

Q10: Please rate the usefulness of the information we provide to you through the following offices:

Answered: 84 Skipped: 33

	VERY USEFUL	SOMEWHAT USEFUL	NO OPINION	NOT USEFUL ENOUGH	USELESS	TOTAL	WEIGHTED AVERAGE
Communications from the Office of Admissions	55.95% 47	19.05% 16	20.24% 17	2.38% 2	2.38% 2	84	1.76
Communications from the Office of Financial Aid	55.95% 47	16.67% 14	19.05% 16	5.95% 5	2.38% 2	84	1.82
Communications from the Office of Student Accounts	48.81% 41	16.67% 14	33.33% 28	1.19% 1	0.00% 0	84	1.87

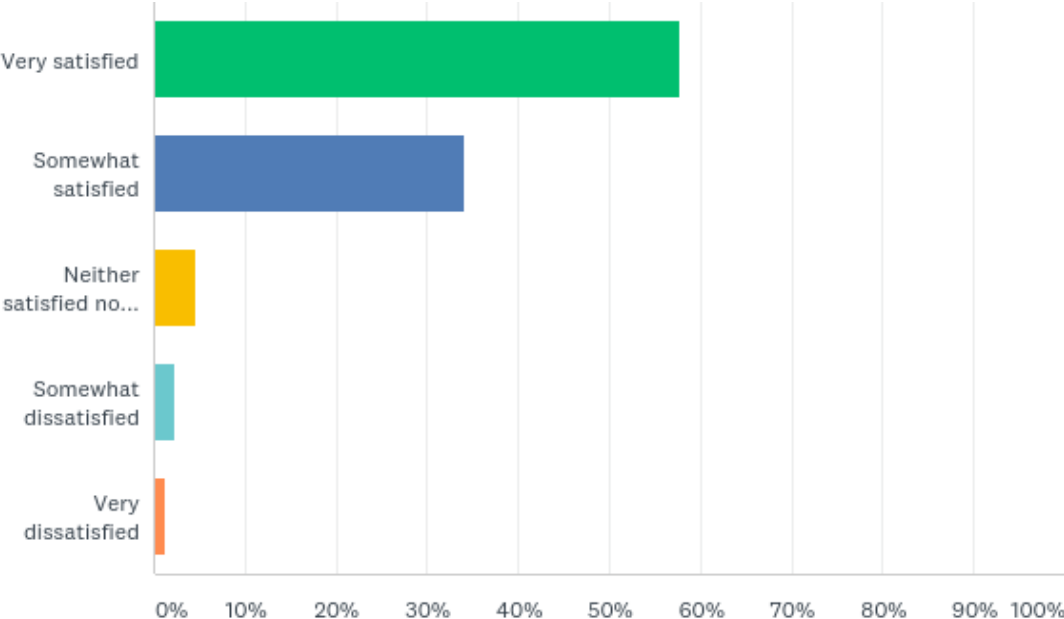
Q11: Please indicate your level of agreement with the following statements:

Answered: 84 Skipped: 33

	STRONGLY AGREE	AGREE	NO OPINION	DISAGREE	STRONGLY DISAGREE	TOTAL	WEIGHTED AVERAGE
Statesboro Students have a voice in decisions made at EGSC as a whole	38.10% 32	21.43% 18	34.52% 29	4.76% 4	1.19% 1	84	2.10
The local Statesboro community is welcoming to EGSC students.	48.81% 41	32.14% 27	15.48% 13	2.38% 2	1.19% 1	84	1.75
I am able to resolve any problems I experience at EGSC Statesboro in a timely matter	51.19% 43	27.38% 23	13.10% 11	4.76% 4	3.57% 3	84	1.82
I have a sense of belonging at EGSC Statesboro	51.19% 43	29.76% 25	15.48% 13	2.38% 2	1.19% 1	84	1.73

Q12: Overall, how satisfied are you with your experience at EGSC?

Answered: 85 Skipped: 32



Q12: Overall, how satisfied are you with your experience at EGSC?

Answered: 85 Skipped: 32

ANSWER CHOICES	RESPONSES	
Very satisfied	57.65%	49
Somewhat satisfied	34.12%	29
Neither satisfied nor dissatisfied	4.71%	4
Somewhat dissatisfied	2.35%	2
Very dissatisfied	1.18%	1
TOTAL		85

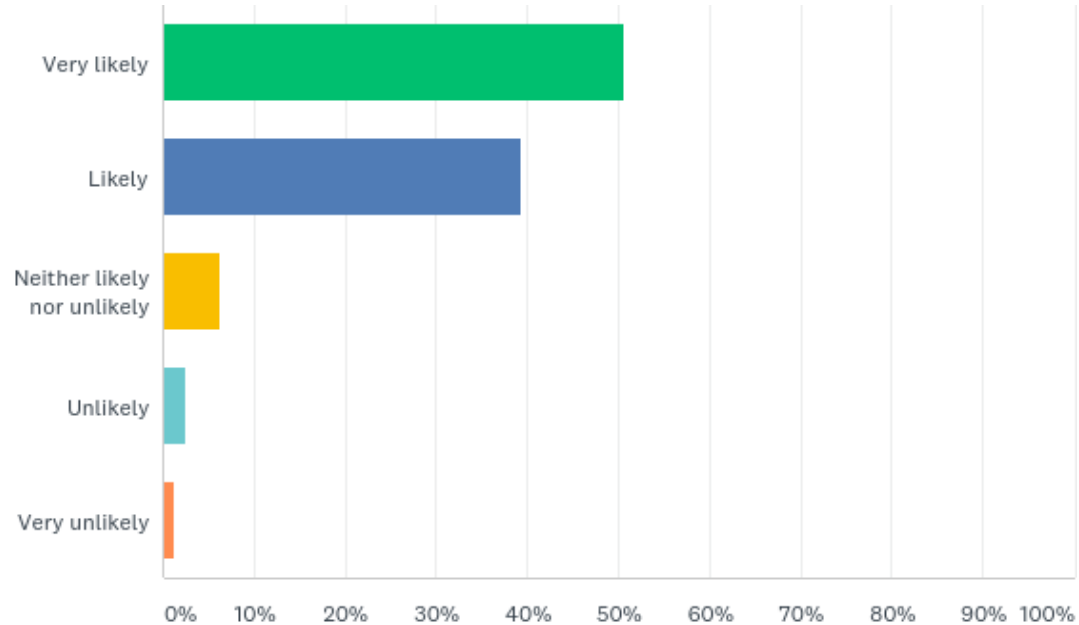
Q13: How important was each of these in choosing to attend East Georgia State College?

Answered: 79 Skipped: 38

	VERY IMPORTANT	SOMEWHAT IMPORTANT	NEUTRAL	LESS IMPORTANT	NO IMPORTANCE	TOTAL	WEIGHTED AVERAGE
Academic programs	65.82% 52	17.72% 14	13.92% 11	1.27% 1	1.27% 1	79	1.54
Family member attended EGSC	17.72% 14	8.86% 7	26.58% 21	5.06% 4	41.77% 33	79	3.44
Campus safety	60.76% 48	16.46% 13	13.92% 11	1.27% 1	7.59% 6	79	1.78
Financial aid	64.10% 50	16.67% 13	15.38% 12	0.00% 0	3.85% 3	78	1.63
Friend attending	29.11% 23	22.78% 18	20.25% 16	5.06% 4	22.78% 18	79	2.70
Housing	30.38% 24	6.33% 5	24.05% 19	6.33% 5	32.91% 26	79	3.05
Scholarships	49.37% 39	12.66% 10	22.78% 18	1.27% 1	13.92% 11	79	2.18
Tuition and fees	75.95% 60	13.92% 11	7.59% 6	0.00% 0	2.53% 2	79	1.39

Q14: How likely are you to recommend EGSC to others?

Answered: 79 Skipped: 38



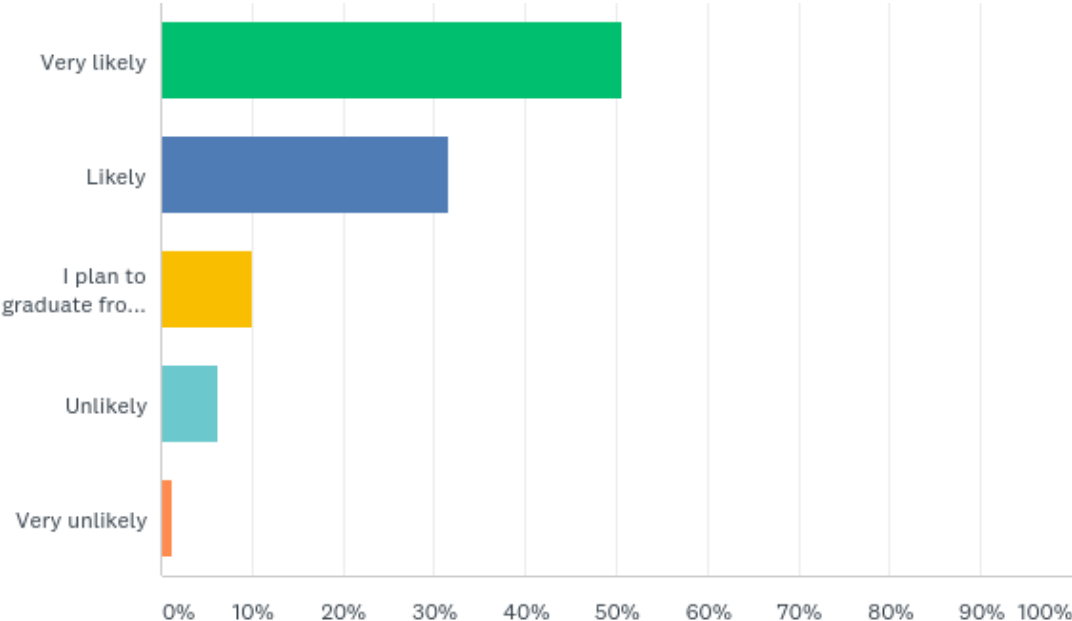
Q14: How likely are you to recommend EGSC to others?

Answered: 79 Skipped: 38

ANSWER CHOICES	RESPONSES	
Very likely	50.63%	40
Likely	39.24%	31
Neither likely nor unlikely	6.33%	5
Unlikely	2.53%	2
Very unlikely	1.27%	1
TOTAL		79

Q15: How likely are you to continue attending EGSC next year?

Answered: 79 Skipped: 38



Q15: How likely are you to continue attending EGSC next year?

Answered: 79 Skipped: 38

ANSWER CHOICES	RESPONSES	
Very likely	50.63%	40
Likely	31.65%	25
I plan to graduate from EGSC this year	10.13%	8
Unlikely	6.33%	5
Very unlikely	1.27%	1
TOTAL		79

Q16: Do you agree that the courses that you have taken as prerequisites for other courses in each of the following academic areas have prepared you for the next course in the sequence?

Answered: 68 Skipped: 49

	STRONGLY AGREE	AGREE	NO PREREQUISITE TAKEN	DISAGREE	STRONGLY DISAGREE	TOTAL
Humanities	37.31% 25	31.34% 21	31.34% 21	0.00% 0	0.00% 0	67
Social Sciences	36.76% 25	38.24% 26	25.00% 17	0.00% 0	0.00% 0	68
Natural Sciences	30.77% 20	33.85% 22	33.85% 22	1.54% 1	0.00% 0	65
Mathematics	36.36% 24	31.82% 21	27.27% 18	3.03% 2	1.52% 1	66

Q17: Do you agree that you are given opportunities to practice and apply what is taught in each of the following types of courses?

Answered: 68 Skipped: 49

	STRONGLY AGREE	AGREE	NO OPINION	DISAGREE	STRONGLY DISAGREE	TOTAL
Humanities	44.78% 30	28.36% 19	26.87% 18	0.00% 0	0.00% 0	67
Social Sciences	41.18% 28	39.71% 27	19.12% 13	0.00% 0	0.00% 0	68
Natural Sciences	40.91% 27	33.33% 22	25.76% 17	0.00% 0	0.00% 0	66
Mathematics	40.30% 27	31.34% 21	25.37% 17	1.49% 1	1.49% 1	67

Q18: Do you agree that you are encouraged to investigate and critically analyze new ideas and/or solve problems in each of the following types of courses?

Answered: 67 Skipped: 50

	STRONGLY AGREE	AGREE	NO OPINION	DISAGREE	STRONGLY DISAGREE	TOTAL
Humanities	43.08% 28	29.23% 19	27.69% 18	0.00% 0	0.00% 0	65
Social Sciences	44.62% 29	30.77% 20	23.08% 15	1.54% 1	0.00% 0	65
Natural Sciences	42.42% 28	28.79% 19	28.79% 19	0.00% 0	0.00% 0	66
Mathematics	38.46% 25	32.31% 21	24.62% 16	1.54% 1	3.08% 2	65

Q19: Do you agree that you are encouraged to interact and learn with other students in each of the following types of courses?

Answered: 67 Skipped: 50

	STRONGLY AGREE	AGREE	NO OPINION	DISAGREE	STRONGLY DISAGREE	TOTAL
Humanities	43.08% 28	29.23% 19	26.15% 17	1.54% 1	0.00% 0	65
Social Sciences	46.97% 31	33.33% 22	18.18% 12	1.52% 1	0.00% 0	66
Natural Sciences	41.54% 27	30.77% 20	26.15% 17	1.54% 1	0.00% 0	65
Mathematics	36.92% 24	29.23% 19	24.62% 16	7.69% 5	1.54% 1	65

Q20: How can your learning experience at EGSC be improved?

Answered 47
Skipped 70

Respondents	Responses
1	The learning experience at EGSC can be improved by having enough professors to teach a certain subject.
2	Great
3	Better faculty that actually interact with students.
4	nothing needs to chang
5	going to the ace More Staff, More good professors, and id like to have someone answer my emails when I need help.Also there isn't enough people in the ACE center for all the kids the go in for help. Also not all staff is on the same page I had people tell me I can't transfer because EGSC classes don't go to Southern but someone else told me they did. Easy Georgia doesn't
6	have it together and it takes a toll on the students.
7	Better teachers.
8	Lord its great I love my professor
9	Its perfect to me. However, there is one or two classes I don't really see a purpose in.
10	More one on one time with the professor
11	I believe EGSC has a good system in the works and I am receiving a very good education already.

Q20: How can your learning experience at EGSC be improved?

Respondents	Responses
12	If the school had more staff members it would be improved. I've noticed that the current staff seems to be hard-pressed to handle issues at times, and it seems that it's a result of lack of staff. Another issue is that on the "How do I find out who my academic advisor is" page on the website it falsely states advisors are permanently assigned. I know firsthand that this is false because my advisor switched from last semester and the person that it switched to IS ON SEMESTER LEAVE. That is all I have to say.
13	A more hands on learning
14	It can be improved by using the ACE center more often and ask my professors for help when I need it.
15	By visiting my professor more often and going to tutoring.
16	My learning experience is fine so far.
17	No Opinion
18	By having more interest in more classes.
19	good
20	It has been good and can not complain
21	Teachers that are more lively ☐
22	N/A
23	study

Q20: How can your learning experience at EGSC be improved?

Respondents	Responses
24	A better English professor.
25	by taking the time to learn all the experinces of getting help when learning east georgia has to offer
26	Better communication with financial aid
27	Hands on
28	Taking classes where the teachers are more understanding and teach at a moderate pace.
29	It would be great if student concerns regarding courses were taken seriously.
30	n/a
31	I have no opinion
32	there is no improvement needed.
33	I love it here so far.
34	I can study a lot more than I already do
35	The Eight week courses fit too much into that little time span. Especially after the hurricane.
36	More hands on activities, more lessons based on true understanding and comprehension not completion and grade percentages

Q20: How can your learning experience at EGSC be improved?

Respondents	Responses
37	Making more friends.
38	My learning experience at EGSC is going great ,and I do not think it needs improvement.
39	It is at its full potential as of right now.
40	I would prefer for the CATS class to be optional.
41	More friendly staff and more time taken with students to help what they may not completely understand.
42	better and bigger library for studying and tutoring
43	By applying what we learn to real live problems.
44	more tutoring
45	Considering how great it already has been so far, I can't say. The faculty, staff, and curriculum have all been top notch in my book!
46	The teachers can grade in a more timely fashion.
47	My learning experience with EGSC has been awesome, so nothing needs to be improved.

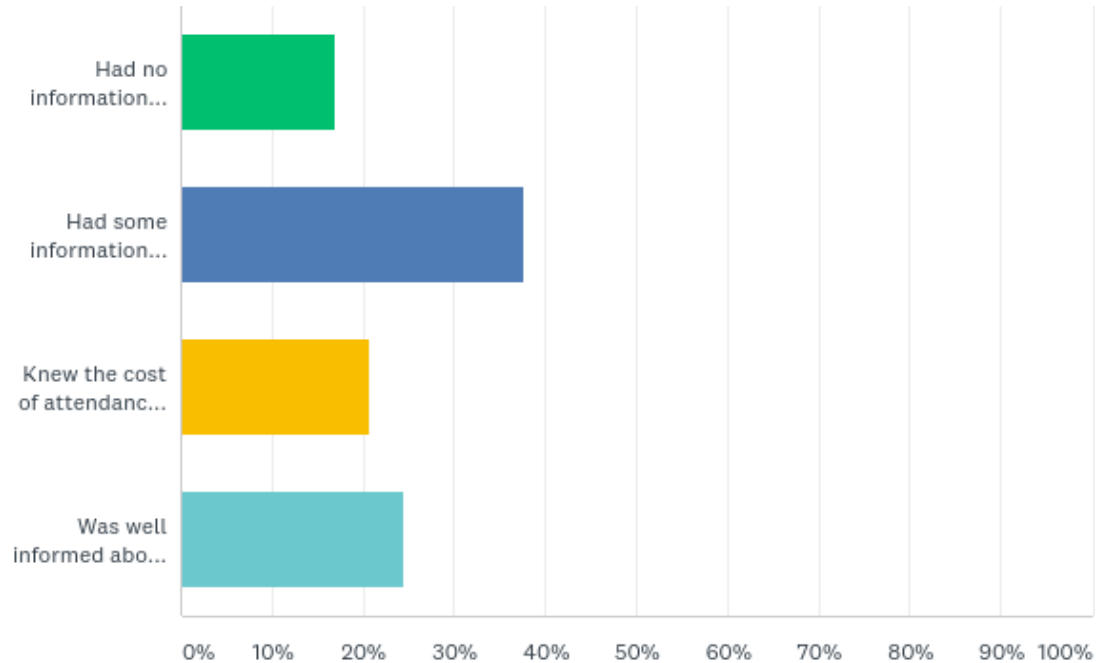
Q21: Indicate your agreement with the following statements about the EGSC Admissions Office:

Answered: 53 Skipped: 64

	STRONGLY AGREE	AGREE	NO OPINION	DISAGREE	STRONGLY DISAGREE	TOTAL	WEIGHTED AVERAGE
I received notice of my acceptance in a timely manner.	66.04% 35	22.64% 12	7.55% 4	0.00% 0	3.77% 2	53	1.53
Admissions staff responded to my questions and concerns in a timely manner.	57.69% 30	25.00% 13	9.62% 5	5.77% 3	1.92% 1	52	1.69
The Admissions Office staff communicated with me in a manner that resolved my problem or allowed me to understand the next steps.	64.15% 34	20.75% 11	9.43% 5	3.77% 2	1.89% 1	53	1.58
My interaction with the Admissions office played a positive part in my decision to attend EGSC.	56.60% 30	20.75% 11	9.43% 5	7.55% 4	5.66% 3	53	1.85

Q22: Prior to attending EGSC, how well informed were you regarding the cost of attendance?

Answered: 53 Skipped: 64



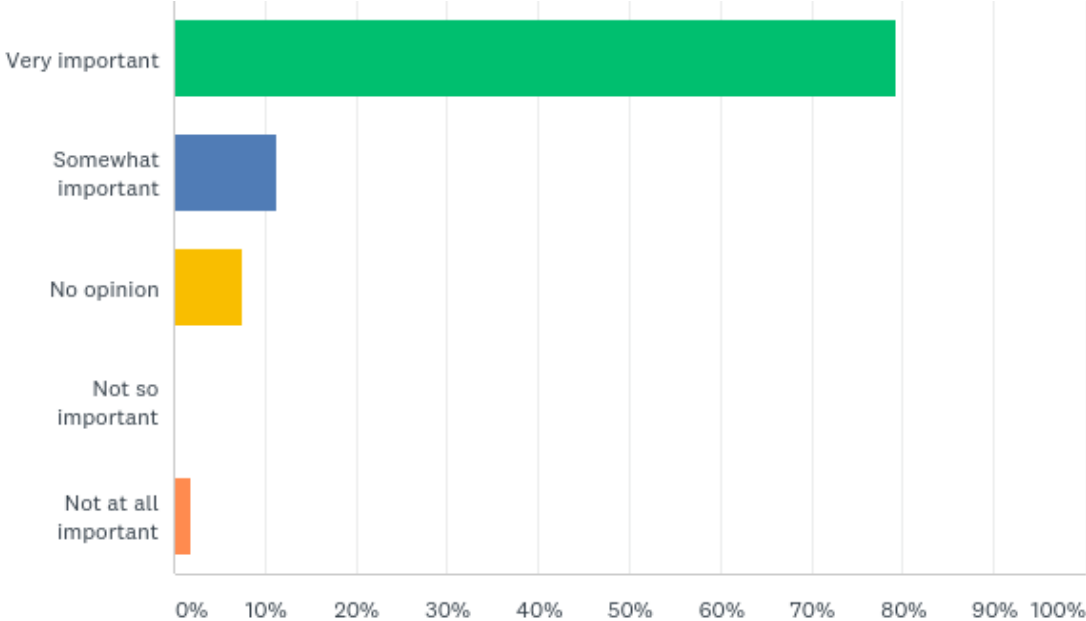
Q22: Prior to attending EGSC, how well informed were you regarding the cost of attendance?

Answered: 53 Skipped: 64

ANSWER CHOICES	RESPONSES	
Had no information about cost of attendance	16.98%	9
Had some information about cost of attendance	37.74%	20
Knew the cost of attendance, but had questions	20.75%	11
Was well informed about the cost of attendance	24.53%	13
TOTAL		53

Q23: Please indicate the importance of having an estimate of the total cost of attending EGSC, including personal expenses and transportation costs.

Answered: 53 Skipped: 64



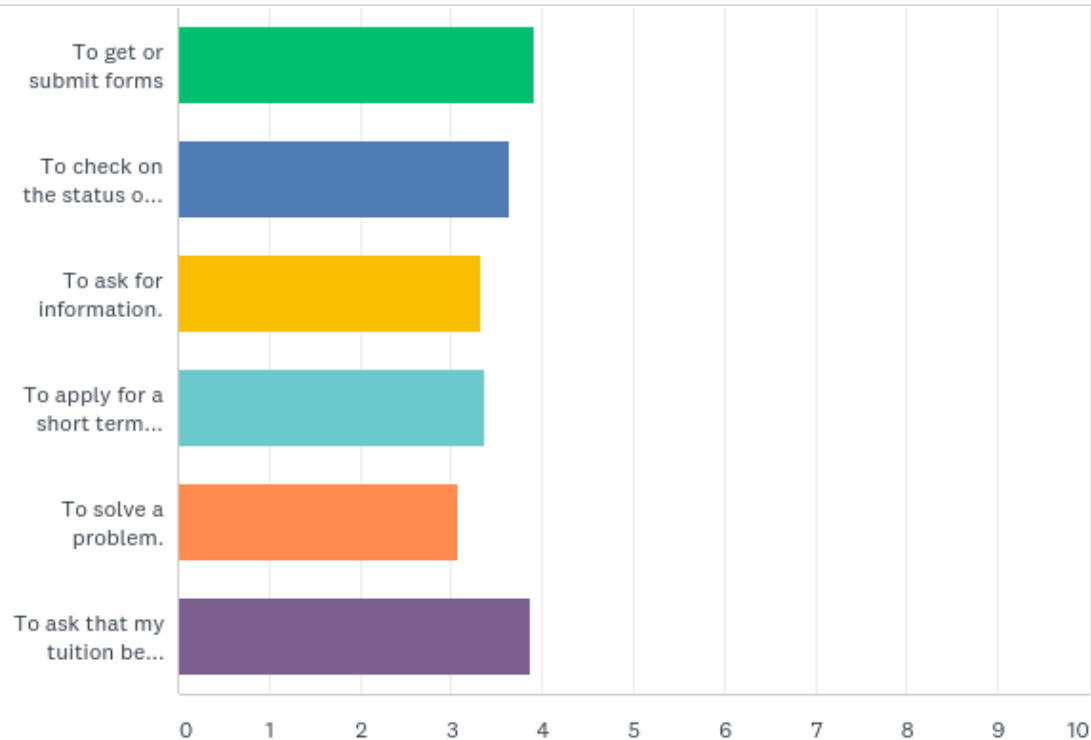
Q23: Please indicate the importance of having an estimate of the total cost of attending EGSC, including personal expenses and transportation costs.

Answered: 53 Skipped: 64

ANSWER CHOICES	RESPONSES	
Very important	79.25%	42
Somewhat important	11.32%	6
No opinion	7.55%	4
Not so important	0.00%	0
Not at all important	1.89%	1
TOTAL		53

Q24: Please rank the most frequent reason you contact the Financial Aid Office on a scale from 1 (least) to 6 (most):

Answered: 52 Skipped: 65



Q24: Please rank the most frequent reason you contact the Financial Aid Office on a scale from 1 (least) to 6 (most):

Answered: 52 Skipped: 65

	1	2	3	4	5	6	TOTAL	SCORE
To get or submit forms	16.28% 7	27.91% 12	13.95% 6	18.60% 8	18.60% 8	4.65% 2	43	3.91
To check on the status of my aid.	14.29% 6	26.19% 11	19.05% 8	11.90% 5	7.14% 3	21.43% 9	42	3.64
To ask for information.	11.63% 5	11.63% 5	25.58% 11	16.28% 7	18.60% 8	16.28% 7	43	3.33
To apply for a short term loan.	19.51% 8	19.51% 8	7.32% 3	9.76% 4	19.51% 8	24.39% 10	41	3.37
To solve a problem.	6.82% 3	6.82% 3	25.00% 11	27.27% 12	15.91% 7	18.18% 8	44	3.07
To ask that my tuition be deferred.	39.53% 17	6.98% 3	4.65% 2	13.95% 6	18.60% 8	16.28% 7	43	3.86

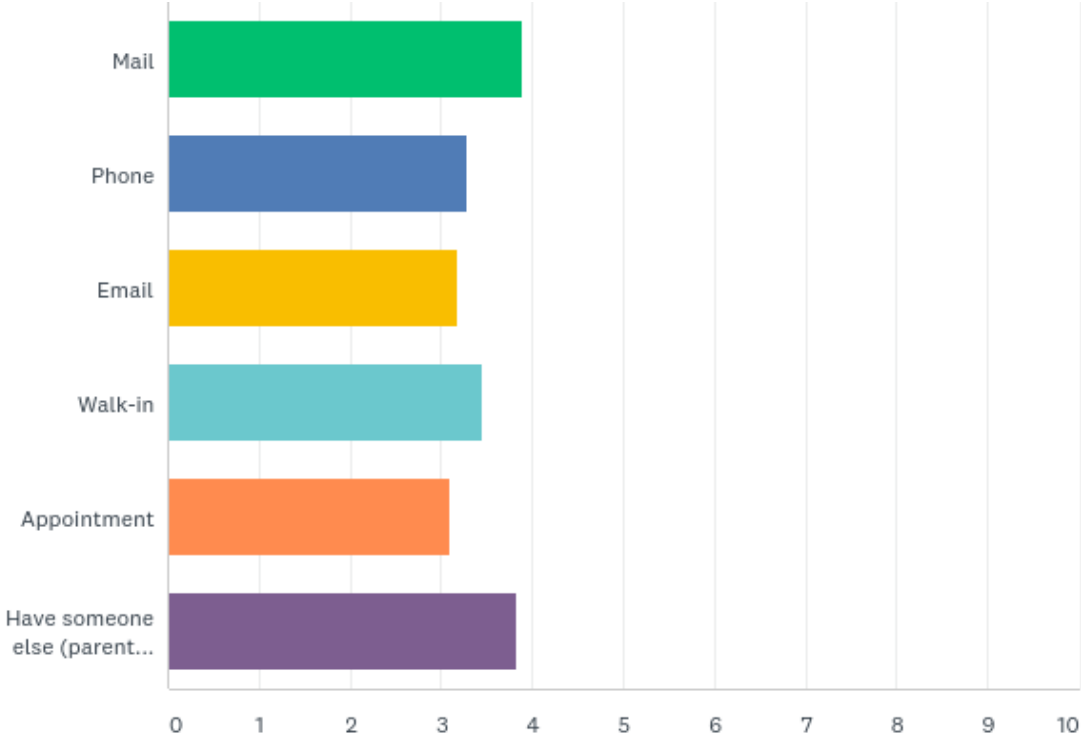
Q25: Indicate your agreement with each of the following statements about the Registrar's Office.

Answered: 52 Skipped: 65

	STRONGLY AGREE	AGREE	NO OPINION	DISAGREE	STRONGLY DISAGREE	TOTAL
The Registrar's Office staff are knowledgeable.	52.94% 27	25.49% 13	17.65% 9	3.92% 2	0.00% 0	51
I am served in a reasonable period of time.	50.98% 26	25.49% 13	23.53% 12	0.00% 0	0.00% 0	51
The Registrar's Office staff usually satisfy my request during my initial contact.	49.02% 25	33.33% 17	17.65% 9	0.00% 0	0.00% 0	51
If my request could not be immediately satisfied, the Registrar's Office staff member provides me with the necessary next steps.	50.98% 26	23.53% 12	21.57% 11	3.92% 2	0.00% 0	51
Overall, I was satisfied with the service provided by the Registrar's Office.	51.92% 27	26.92% 14	19.23% 10	1.92% 1	0.00% 0	52

Q26: Please rank from 1 (least) to 6 (most) the way you prefer to conduct business with the Enrollment Management offices.

Answered: 46 Skipped: 71



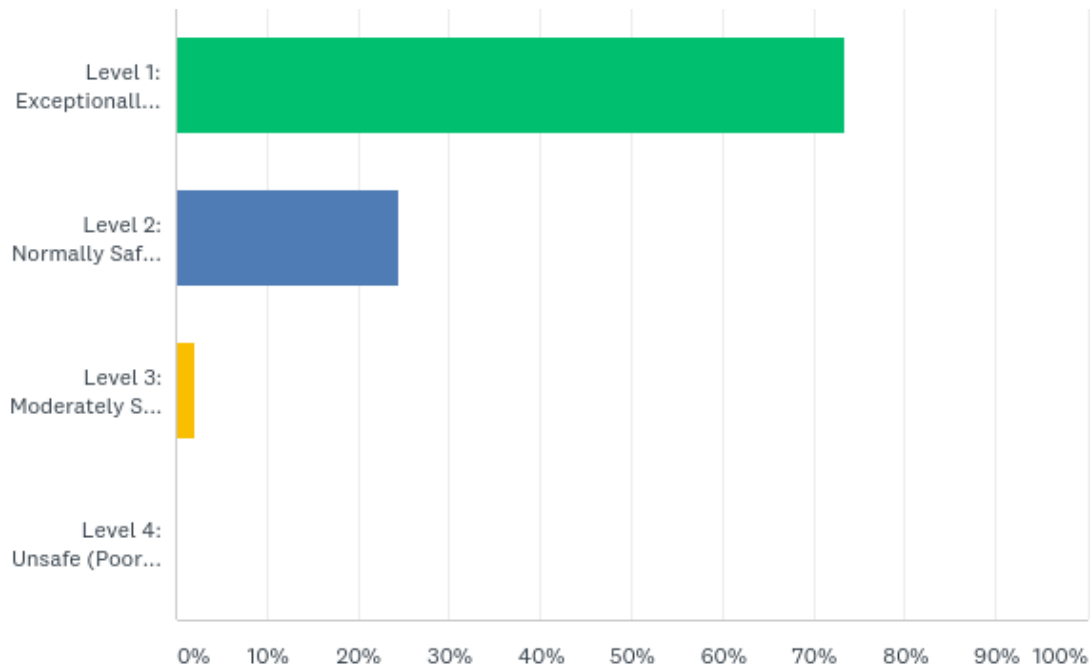
Q26: Please rank from 1 (least) to 6 (most) the way you prefer to conduct business with the Enrollment Management offices.

Answered: 46 Skipped: 71

	1	2	3	4	5	6	TOTAL	SCORE
Mail	21.05% 8	31.58% 12	5.26% 2	13.16% 5	15.79% 6	13.16% 5	38	3.89
Phone	12.82% 5	17.95% 7	15.38% 6	12.82% 5	20.51% 8	20.51% 8	39	3.28
Email	4.88% 2	14.63% 6	26.83% 11	17.07% 7	19.51% 8	17.07% 7	41	3.17
Walk-in	7.69% 3	20.51% 8	17.95% 7	30.77% 12	10.26% 4	12.82% 5	39	3.46
Appointment	9.30% 4	6.98% 3	23.26% 10	18.60% 8	27.91% 12	13.95% 6	43	3.09
Have someone else (parent, etc.) intervene	42.86% 18	4.76% 2	9.52% 4	7.14% 3	7.14% 3	28.57% 12	42	3.83

Q27: Concerning your SAFETY while you are EGSC Statesboro, how would you rate your overall feelings of being safe and secure?

Answered: 49 Skipped: 68



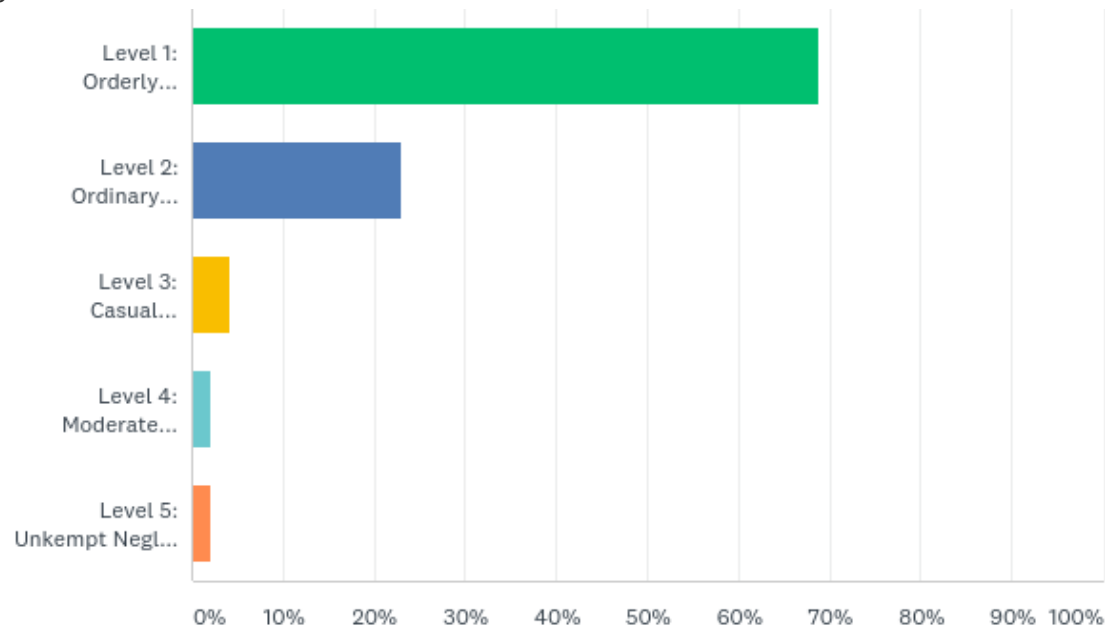
Q27: Concerning your SAFETY while you are EGSC Statesboro, how would you rate your overall feelings of being safe and secure?

Answered: 49 Skipped: 68

ANSWER CHOICES	RESPONSES	
Level 1: Exceptionally Safe (Well-lighted facilities and grounds; constant presence of Security personnel; well-designed structures)	73.47%	36
Level 2: Normally Safe (Lighted facilities and grounds; presence of Security personnel; adequately designed structures)	24.49%	12
Level 3: Moderately Safe (Dimly lit facilities and grounds; little presence of Security personnel; reasonably designed structures)	2.04%	1
Level 4: Unsafe (Poorly lit facilities and grounds; no presence of Security personnel; poorly designed structures)	0.00%	0
TOTAL		49

Q28: Concerning the CLEANLINESS of EGSC Statesboro facilities, how would you rate the building(s) in which you attend class?

Answered: 48 Skipped: 69



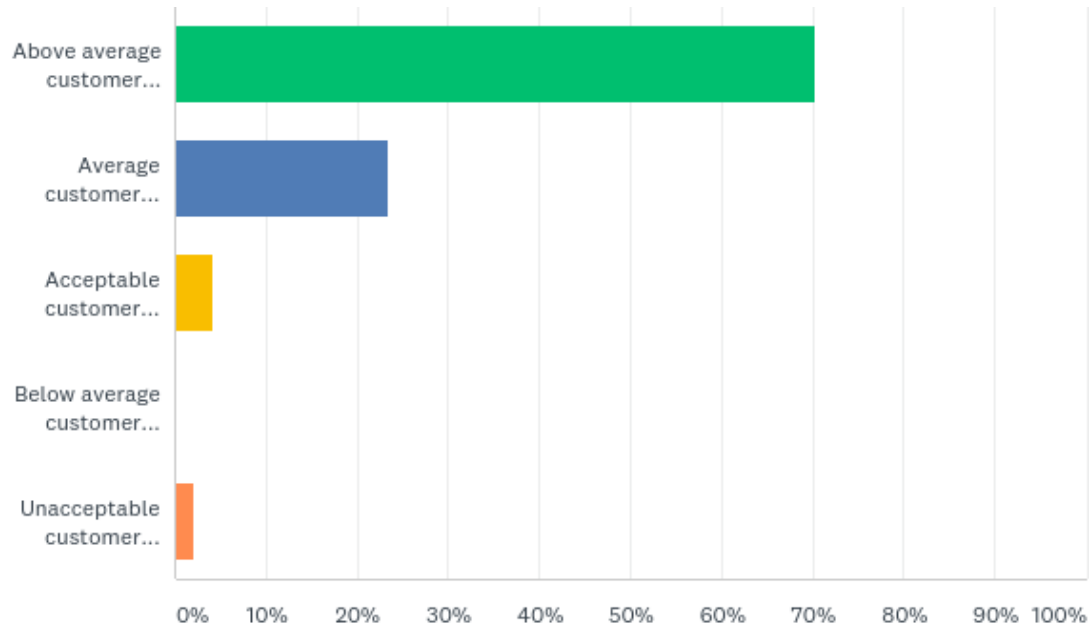
Q28: Concerning the CLEANLINESS of EGSC Statesboro facilities, how would you rate the building(s) in which you attend class?

Answered: 48 Skipped: 69

ANSWER CHOICES	RESPONSES	
Level 1: Orderly Spotlessness (Surfaces are clean, orderly and dust free in appearance, restrooms are spotless)	68.75%	33
Level 2: Ordinary Tidiness (Surfaces have light dust, smudges and fingerprints, but are otherwise orderly and clean, restrooms are above average clean)	22.92%	11
Level 3: Casual Inattention (Surfaces have obvious dust, dirt, smudges, and fingerprints, restrooms appear to be clean)	4.17%	2
Level 4: Moderate Dirtiness (Surfaces have heavy dust, dirt, smudges, fingerprints, stains and some trash and odors, restrooms show signs of being unclean)	2.08%	1
Level 5: Unkempt Neglect (Surfaces have major accumulation of dust, dirt, smudges, fingerprints; excessive trash and odors, unacceptable restroom cleanliness)	2.08%	1
TOTAL		48

Q29: Concerning the Plant Operations Staff (Custodial Services/Landscape-Grounds/Building Maintenance), how would you rate the overall CUSTOMER SERVICE (attentiveness, friendliness, cooperation) of staff members?

Answered: 47 Skipped: 70



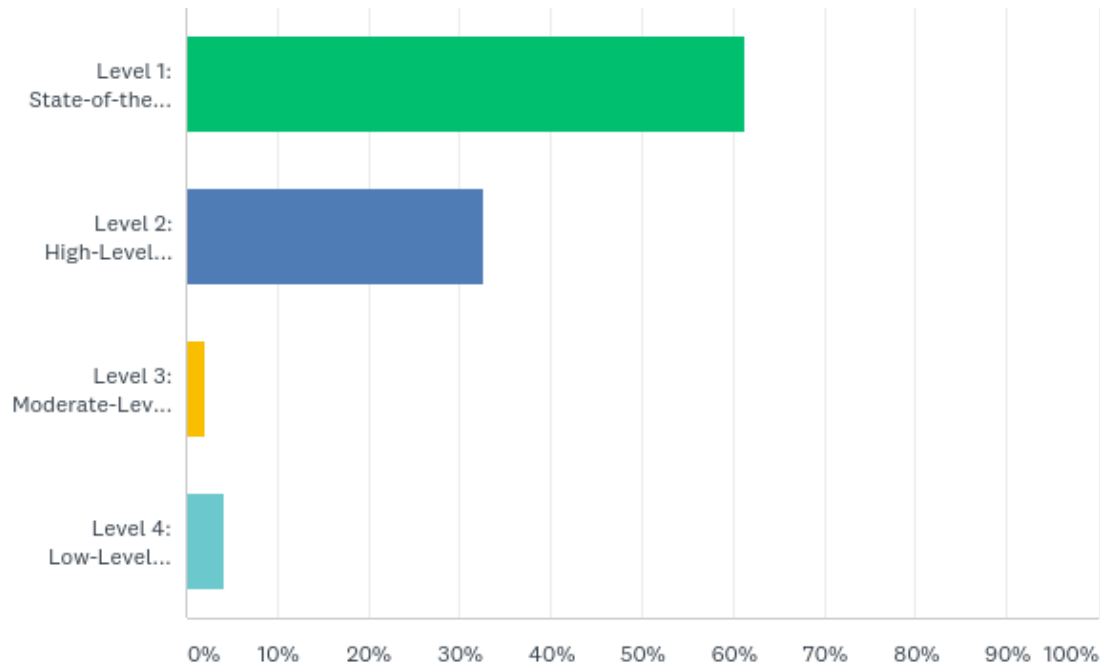
Q29: Concerning the Plant Operations Staff (Custodial Services/Landscape-Grounds/Building Maintenance), how would you rate the overall CUSTOMER SERVICE (attentiveness, friendliness, cooperation) of staff members?

Answered: 47 Skipped: 70

ANSWER CHOICES	RESPONSES	
Above average customer service	70.21%	33
Average customer service	23.40%	11
Acceptable customer service	4.26%	2
Below average customer service	0.00%	0
Unacceptable customer service	2.13%	1
TOTAL		47

Q30: How would you rate EGSC Statesboro based on the APPEARANCE AND UPKEEP of campus grounds?

Answered: 49 Skipped: 68



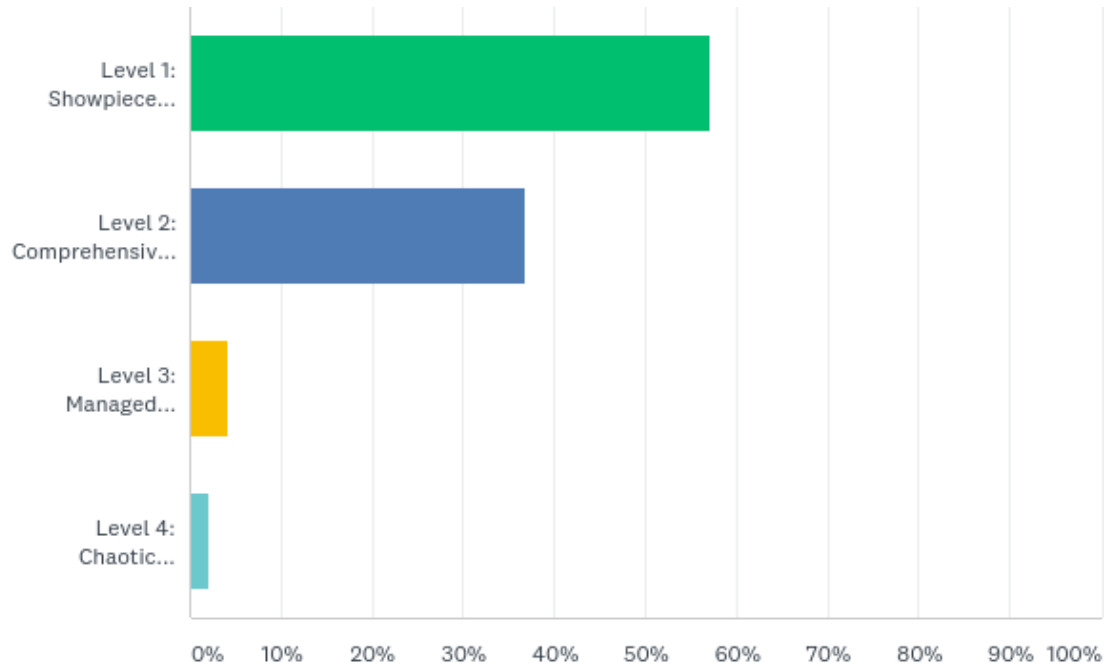
Q30: How would you rate EGSC Statesboro based on the APPEARANCE AND UPKEEP of campus grounds?

Answered: 49 Skipped: 68

ANSWER CHOICES	RESPONSES	
Level 1: State-of-the-Art Maintenance (Grasses are mowed consistently, lawns are manicured, no trash accumulation on grounds or in parking lots, no visible weeds in established bedding areas)	61.22%	30
Level 2: High-Level Maintenance (Grasses are mowed as necessary, lawns are nearly manicured, very little trash accumulation on grounds and in parking lots, minor visibility of weeds in established bedding areas)	32.65%	16
Level 3: Moderate-Level Maintenance (Grasses are inconsistently mowed, lawns are not manicured, visible trash accumulation on grounds and in parking lots, many weeds in established bedding areas)	2.04%	1
Level 4: Low-Level Maintenance (Little grass mowing, no manicured lawn, much trash accumulation on grounds and in parking lots, and overgrown bedding areas)	4.08%	2
TOTAL		49

Q31: How would you rate the EGSC Statesboro facilities based on the APPEARANCE AND UPKEEP of campus buildings?

Answered: 49 Skipped: 68



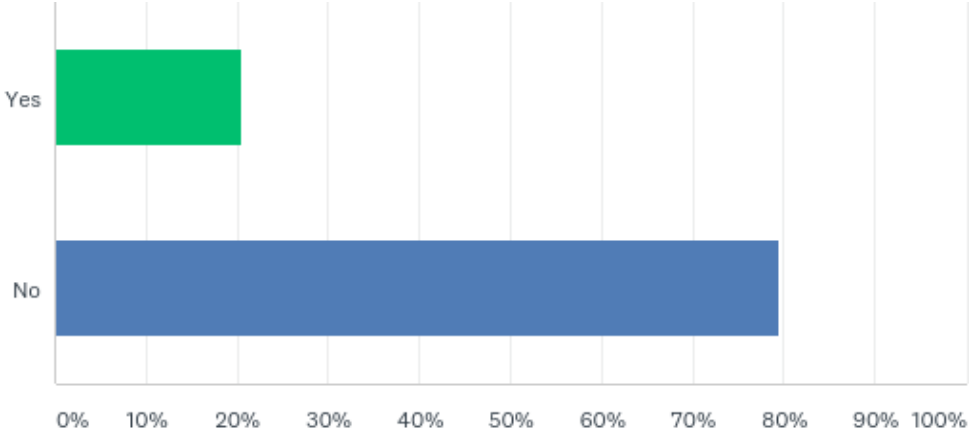
Q31: How would you rate the EGSC Statesboro facilities based on the APPEARANCE AND UPKEEP of campus buildings?

Answered: 49 Skipped: 68

ANSWER CHOICES	RESPONSES	
Level 1: Showpiece Facilities (Modern, state of the art that provide an aesthetically pleasing learning environment)	57.14%	28
Level 2: Comprehensive Facilities (Well-kept, mostly modern and up-to-date that provide a somewhat aesthetically pleasing learning environment)	36.73%	18
Level 3: Managed Facilities (Maintained and functional, but out dated with very minimal aesthetic features that provide an adequate learning environment)	4.08%	2
Level 4: Chaotic Facilities (Poorly maintained but functional that have little to no aesthetical features; unacceptable learning environment)	2.04%	1
TOTAL		49

Q32: Have you used counseling and/or disability services at EGSC?

Answered: 49 Skipped: 68



Q32: Have you used counseling and/or disability services at EGSC?

Answered: 49 Skipped: 68

ANSWER CHOICES	RESPONSES	
Yes	20.41%	10
No	79.59%	39
TOTAL		49

Q33: Indicate the extent to which you agree with each of the following statements about counseling and disability services.

Answered: 10 Skipped: 107

	STRONGLY AGREE	AGREE	NO OPINION	DISAGREE	STRONGLY DISAGREE	TOTAL	WEIGHTED AVERAGE
I was able to get an appointment in a reasonable amount of time.	60.00% 6	20.00% 2	10.00% 1	0.00% 0	10.00% 1	10	1.80
I believe that my counselor will keep my information confidential.	55.56% 5	22.22% 2	11.11% 1	0.00% 0	11.11% 1	9	1.89
I felt better after talking to my counselor.	55.56% 5	22.22% 2	11.11% 1	0.00% 0	11.11% 1	9	1.89
Counseling helped improve my academic performance.	44.44% 4	33.33% 3	11.11% 1	0.00% 0	11.11% 1	9	2.00
I would seek counseling services in the future if needed.	55.56% 5	22.22% 2	11.11% 1	0.00% 0	11.11% 1	9	1.89
I would refer a friend or roommate to the counseling center.	66.67% 6	11.11% 1	11.11% 1	0.00% 0	11.11% 1	9	1.78

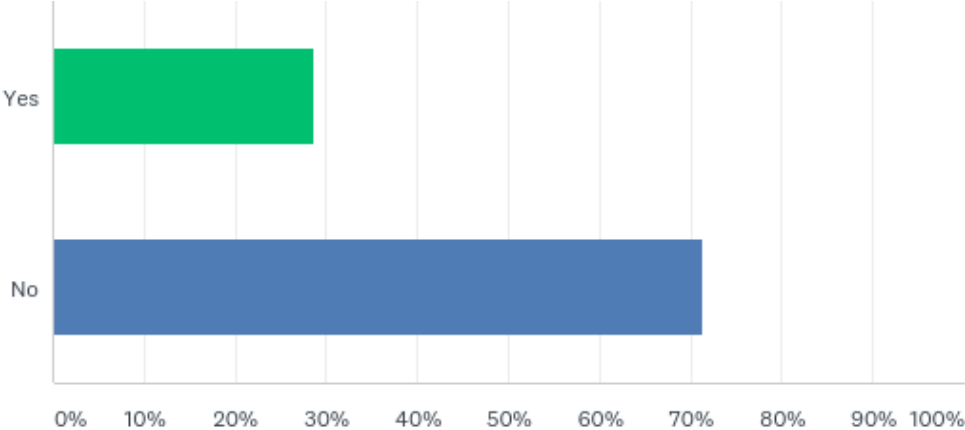
Q34: How satisfied are you with the overall customer service provided by the Business Office when using the following applications and services?

Answered: 49 Skipped: 68

	VERY SATISFIED	SATISFIED	NO OPINION	DISSATISFIED	VERY DISSATISFIED	TOTAL	WEIGHTED AVERAGE
Supporting the BankMobile application for refunds	44.90% 22	26.53% 13	28.57% 14	0.00% 0	0.00% 0	49	1.84
Communicating and supporting the NelNet Payment Plan	36.73% 18	12.24% 6	51.02% 25	0.00% 0	0.00% 0	49	2.14
Student account invoicing and responding to related inquiries	32.65% 16	28.57% 14	36.73% 18	0.00% 0	2.04% 1	49	2.10
Responding to inquiries about the institution's Meal Plan(s)?	30.61% 15	12.24% 6	57.14% 28	0.00% 0	0.00% 0	49	2.27

Q35: Have you gone to the EGSC Statesboro Café?

Answered: 49 Skipped: 68



Q35: Have you gone to the EGSC Statesboro Café?

Answered: 49 Skipped: 68

ANSWER CHOICES	RESPONSES	
Yes	28.57%	14
No	71.43%	35
TOTAL		49

Q36: Indicate your satisfaction with the following aspects of EGSC Statesboro food services

Answered: 14 Skipped: 103

	VERY SATISFIED	SATISFIED	NO OPINION	DISSATISFIED	VERY DISSATISFIED	TOTAL	WEIGHTED AVERAGE
Quality of food	35.71% 5	21.43% 3	35.71% 5	7.14% 1	0.00% 0	14	2.14
Variety of food choices	42.86% 6	21.43% 3	35.71% 5	0.00% 0	0.00% 0	14	1.93
Hours of operation	35.71% 5	21.43% 3	42.86% 6	0.00% 0	0.00% 0	14	2.07
customer service	50.00% 7	14.29% 2	35.71% 5	0.00% 0	0.00% 0	14	1.86
Speed of service	50.00% 7	21.43% 3	28.57% 4	0.00% 0	0.00% 0	14	1.79

Q37: How can EGSC's food services be improved?

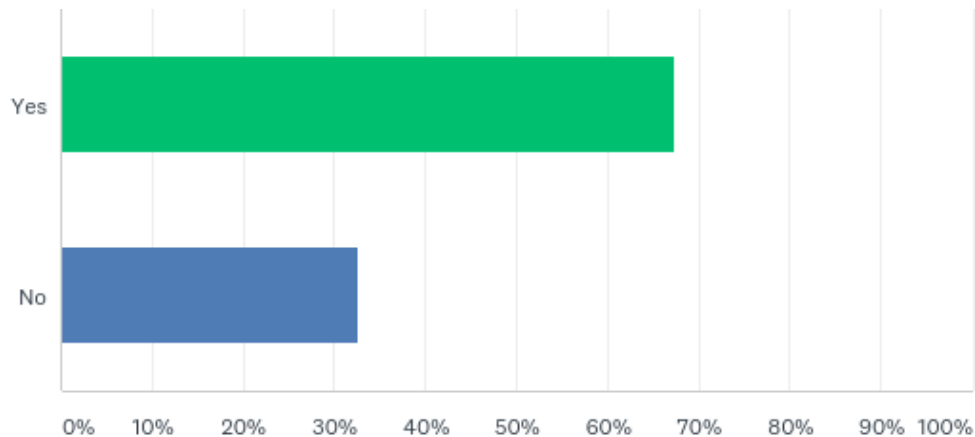
Answered 9

Skipped 108

Respondents	Responses
1	more options
2	Making them cheaper.
3	It is fine the way it is.
4	Better food choices and more politeness and better greetings from employees.
5	By stocking Pizza Lunchables that don't taste old.
6	More workers
7	N/A
8	It's pretty good already.
9	It's not currently in need of improvement, so I would say to keep it the same.

Q38: Have you been advised by a faculty or professional academic advisor prior to registering for classes?

Answered: 49 Skipped: 68



Q38: Have you been advised by a faculty or professional academic advisor prior to registering for classes?

Answered: 49 Skipped: 68

ANSWER CHOICES	RESPONSES	
Yes	67.35%	33
No	32.65%	16
TOTAL		49

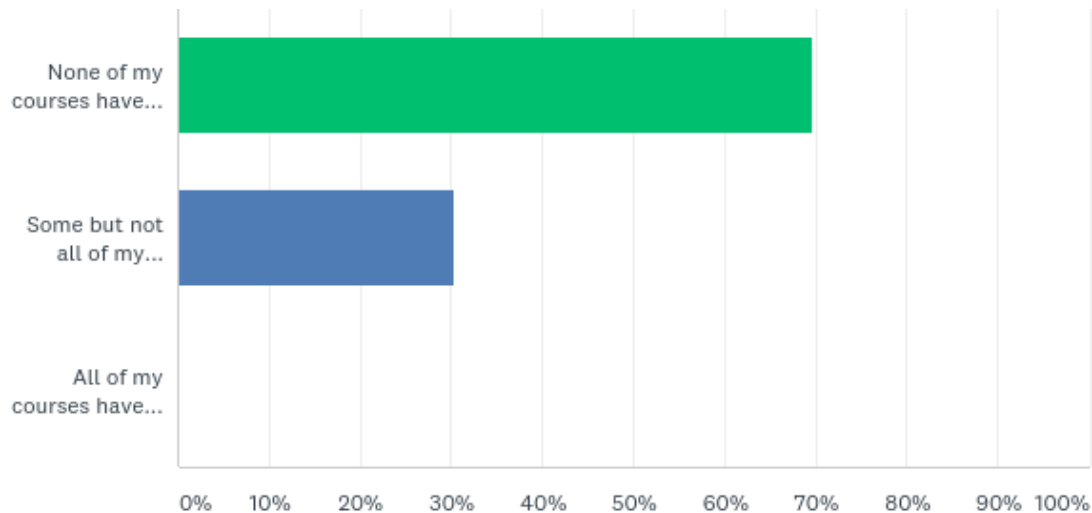
Q39: Indicate the extent to which you agree with each of the following statements about academic advisement.

Answered: 33 Skipped: 84

	STRONGLY AGREE	AGREE	NO OPINION	DISAGREE	STRONGLY DISAGREE	TOTAL	WEIGHTED AVERAGE
My advisor provides accurate assistance in selecting appropriate courses.	63.64% 21	21.21% 7	15.15% 5	0.00% 0	0.00% 0	33	1.52
My advisor is knowledgeable about academic and graduation requirements.	69.70% 23	12.12% 4	18.18% 6	0.00% 0	0.00% 0	33	1.48
If my advisor does not know the answer to one of my questions, he/she makes the effort to connect me to someone who does.	60.61% 20	21.21% 7	18.18% 6	0.00% 0	0.00% 0	33	1.58
My academic advisor has provided appropriate referrals for exploring alternative majors and/or minors.	57.58% 19	24.24% 8	18.18% 6	0.00% 0	0.00% 0	33	1.61
My academic advisor is knowledgeable about careers that apply to my major.	57.58% 19	27.27% 9	15.15% 5	0.00% 0	0.00% 0	33	1.58
I would recommend my academic advisor to other students.	68.75% 22	15.63% 5	12.50% 4	3.13% 1	0.00% 0	32	1.50

Q40: In the past 12 months, have you taken any courses at East Georgia State College that were completely online?

Answered: 33 Skipped: 84



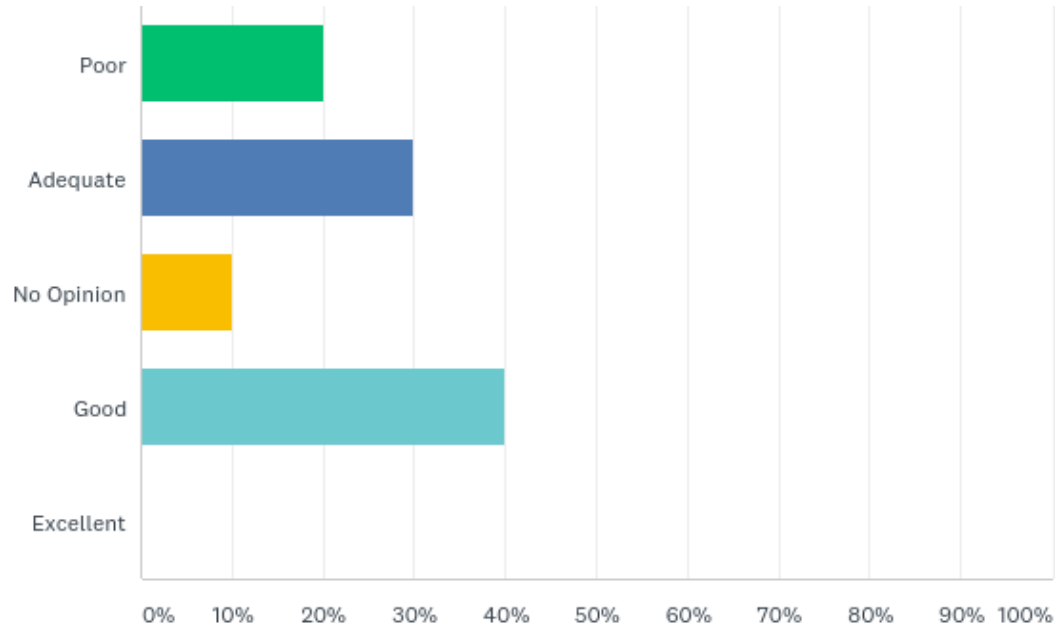
Q40: In the past 12 months, have you taken any courses at East Georgia State College that were completely online?

Answered: 33 Skipped: 84

ANSWER CHOICES	RESPONSES	
None of my courses have been completely online.	69.70%	23
Some but not all of my courses have been completely online.	30.30%	10
All of my courses have been completely online.	0.00%	0
TOTAL		33

Q41: Describe your overall experience with completely online course(s).

Answered: 10 Skipped: 107



Q41: Describe your overall experience with completely online course(s).

Answered: 10 Skipped: 107

ANSWER CHOICES	RESPONSES	
Poor	20.00%	2
Adequate	30.00%	3
No Opinion	10.00%	1
Good	40.00%	4
Excellent	0.00%	0
TOTAL		10

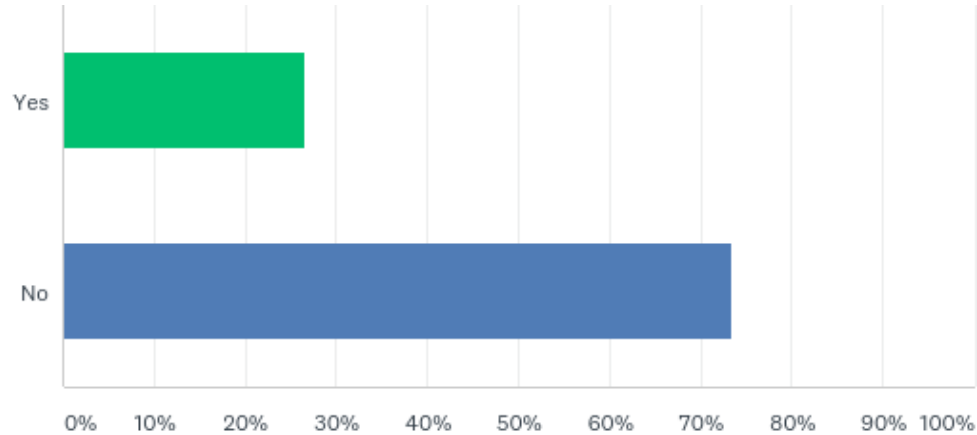
Q42: What is ONE thing you would like your instructors at EGSC to do with technology to enhance your academic success?

Answered 8
Skipped 109

Respondents	Responses
1	I would prefer teachers that have complete online classes to submit your assignments through D2L. Submitting it through D2L is simpler and less stressful than submitting it through another website
2	not have everything online because so many things can go wrong then its or fault.
3	Quizlet
4	N/A
5	I personally do not like TopHat. Sometimes it's confusing to work around and there were a lot of steps just to get enrolled in the class
6	Not sure I just prefer a classroom.
7	Nothing because i prefer hands on learning.
8	None that I can think of.

Q43: Have you used tutoring services at EGSC?

Answered: 49 Skipped: 68



Q43: Have you used tutoring services at EGSC?

Answered: 49 Skipped: 68

ANSWER CHOICES	RESPONSES	
Yes	26.53%	13
No	73.47%	36
TOTAL		49

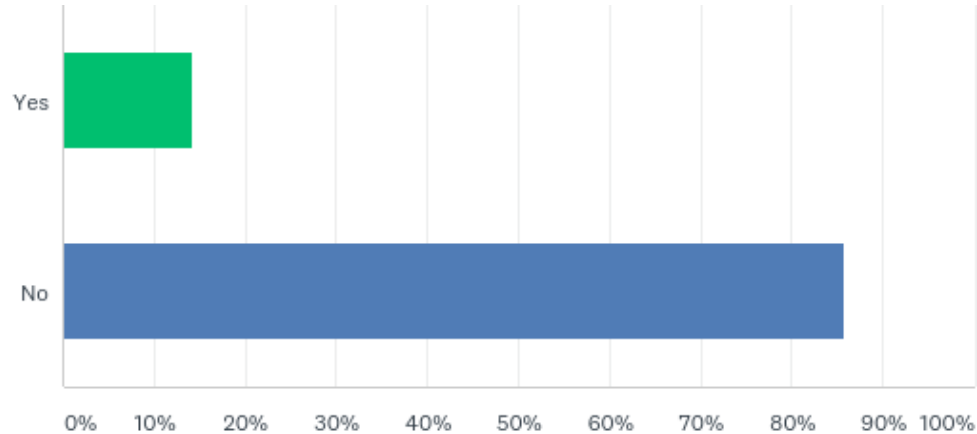
Q44: Indicate the extent to which you agree with each of the following statements about tutoring services.

Answered: 13 Skipped: 104

	STRONGLY AGREE	AGREE	NO OPINION	DISAGREE	STRONGLY DISAGREE	TOTAL	WEIGHTED AVERAGE
Tutor listened carefully to what you said.	46.15% 6	30.77% 4	23.08% 3	0.00% 0	0.00% 0	13	1.77
Tutor is knowledgeable about subject/material.	53.85% 7	23.08% 3	23.08% 3	0.00% 0	0.00% 0	13	1.69
Tutor can explain ideas and concepts clearly for your understanding.	53.85% 7	23.08% 3	23.08% 3	0.00% 0	0.00% 0	13	1.69
You got the help you need from your tutoring sessions.	46.15% 6	30.77% 4	15.38% 2	7.69% 1	0.00% 0	13	1.85

Q45: Have you used test proctoring (not ProctorU) services provided by EGSC?

Answered: 49 Skipped: 68



Q45: Have you used test proctoring (not ProctorU) services provided by EGSC?

Answered: 49 Skipped: 68

ANSWER CHOICES	RESPONSES	
Yes	14.29%	7
No	85.71%	42
TOTAL		49

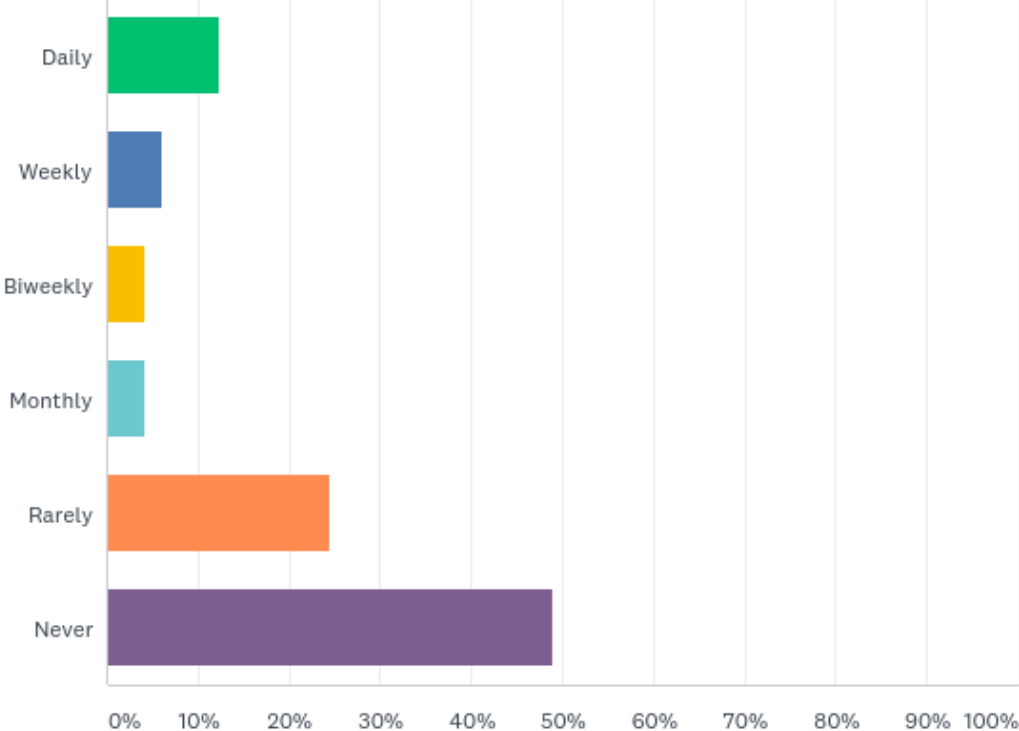
Q46: Indicate the extent to which you agree with each of the following statements about test proctoring services.

Answered: 7 Skipped: 110

	STRONGLY AGREE	AGREE	NO OPINION	DISAGREE	STRONGLY DISAGREE	TOTAL	WEIGHTED AVERAGE
The testing center provides a secure and comfortable space to take proctored exams.	71.43% 5	0.00% 0	28.57% 2	0.00% 0	0.00% 0	7	1.57
I received accurate directions of where to take my test.	71.43% 5	14.29% 1	14.29% 1	0.00% 0	0.00% 0	7	1.43
The testing staff is knowledgeable and helpful.	85.71% 6	0.00% 0	14.29% 1	0.00% 0	0.00% 0	7	1.29
The exam policies were accurately explained by the testing staff.	85.71% 6	0.00% 0	14.29% 1	0.00% 0	0.00% 0	7	1.29
Testing times meet my needs.	71.43% 5	14.29% 1	14.29% 1	0.00% 0	0.00% 0	7	1.43
Overall, I am satisfied with the testing services I received.	71.43% 5	14.29% 1	14.29% 1	0.00% 0	0.00% 0	7	1.43

Q47: How often do you access the library online?

Answered: 49 Skipped: 68



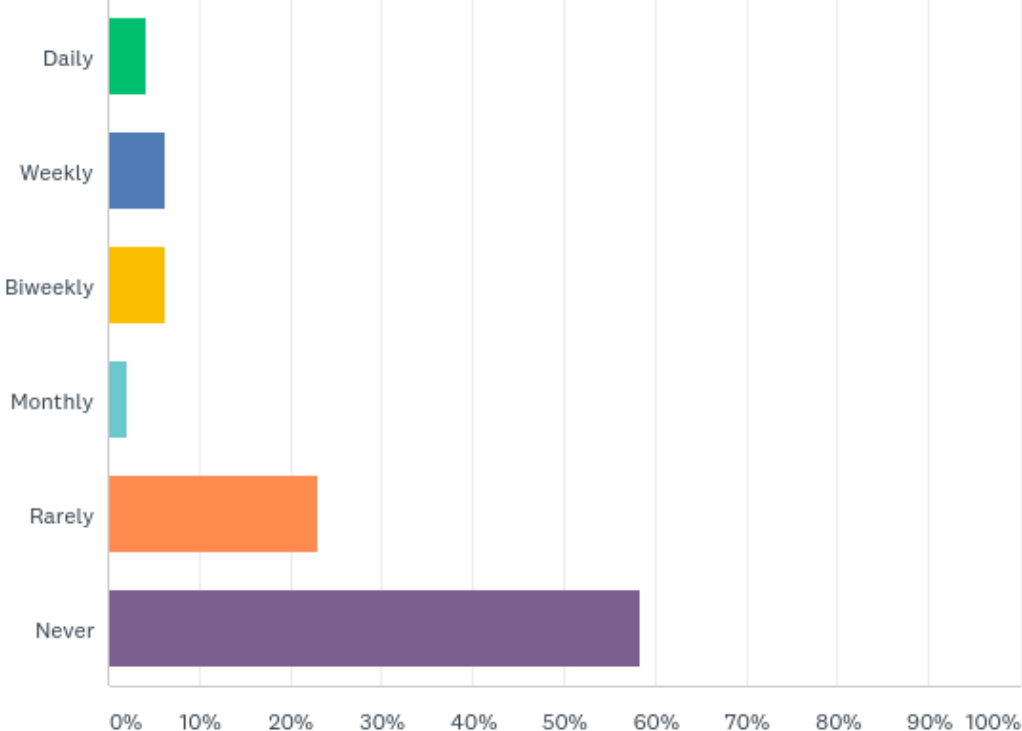
Q47: How often do you access the library online?

Answered: 49 Skipped: 68

ANSWER CHOICES	RESPONSES	
Daily	12.24%	6
Weekly	6.12%	3
Biweekly	4.08%	2
Monthly	4.08%	2
Rarely	24.49%	12
Never	48.98%	24
TOTAL		49

Q48: How often do you contact the EGSC library?

Answered: 48 Skipped: 69



Q48: How often do you contact the EGSC library?

Answered: 48 Skipped: 69

ANSWER CHOICES	RESPONSES	
Daily	4.17%	2
Weekly	6.25%	3
Biweekly	6.25%	3
Monthly	2.08%	1
Rarely	22.92%	11
Never	58.33%	28
TOTAL		48

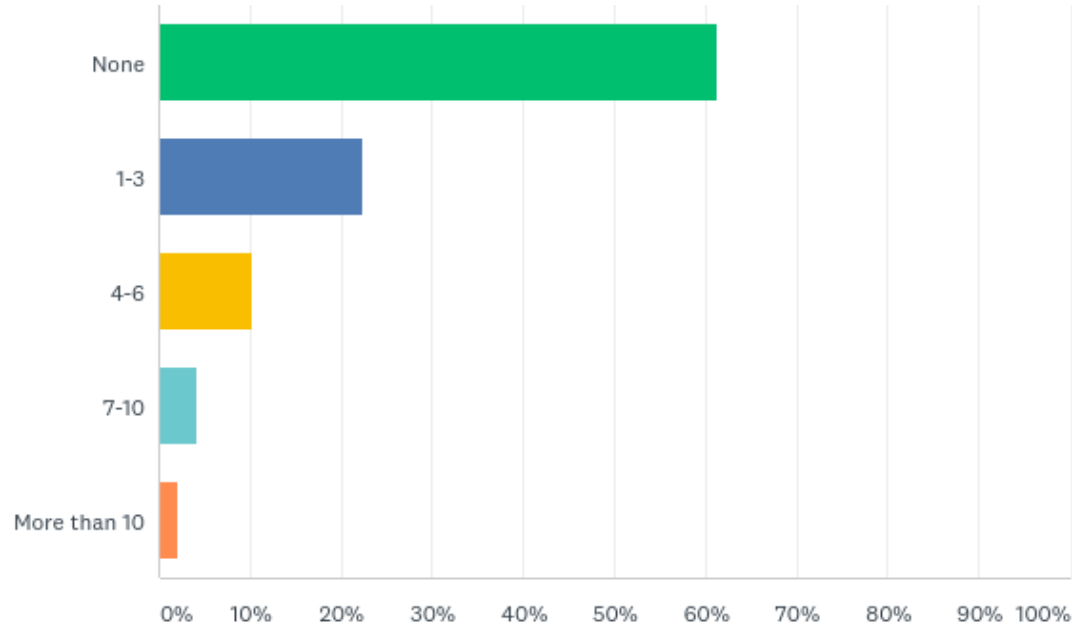
Q49: Indicate your agreement with each of the following aspects of customer service provided by the library staff.

Answered: 21 Skipped: 96

	STRONGLY AGREE	AGREE	NO OPINION	DISAGREE	STRONGLY DISAGREE	TOTAL	WEIGHTED AVERAGE
Library staff are approachable.	42.86% 9	19.05% 4	38.10% 8	0.00% 0	0.00% 0	21	1.95
Library staff are interested in me and my needs.	47.62% 10	14.29% 3	38.10% 8	0.00% 0	0.00% 0	21	1.90
Library staff are knowledgeable.	52.38% 11	9.52% 2	38.10% 8	0.00% 0	0.00% 0	21	1.86
Library staff responds in a timely manner.	42.86% 9	19.05% 4	38.10% 8	0.00% 0	0.00% 0	21	1.95
Library staff treats me fairly and without discrimination.	52.38% 11	9.52% 2	38.10% 8	0.00% 0	0.00% 0	21	1.86

Q50: In how many campus activities have you participated this year?

Answered: 49 Skipped: 68



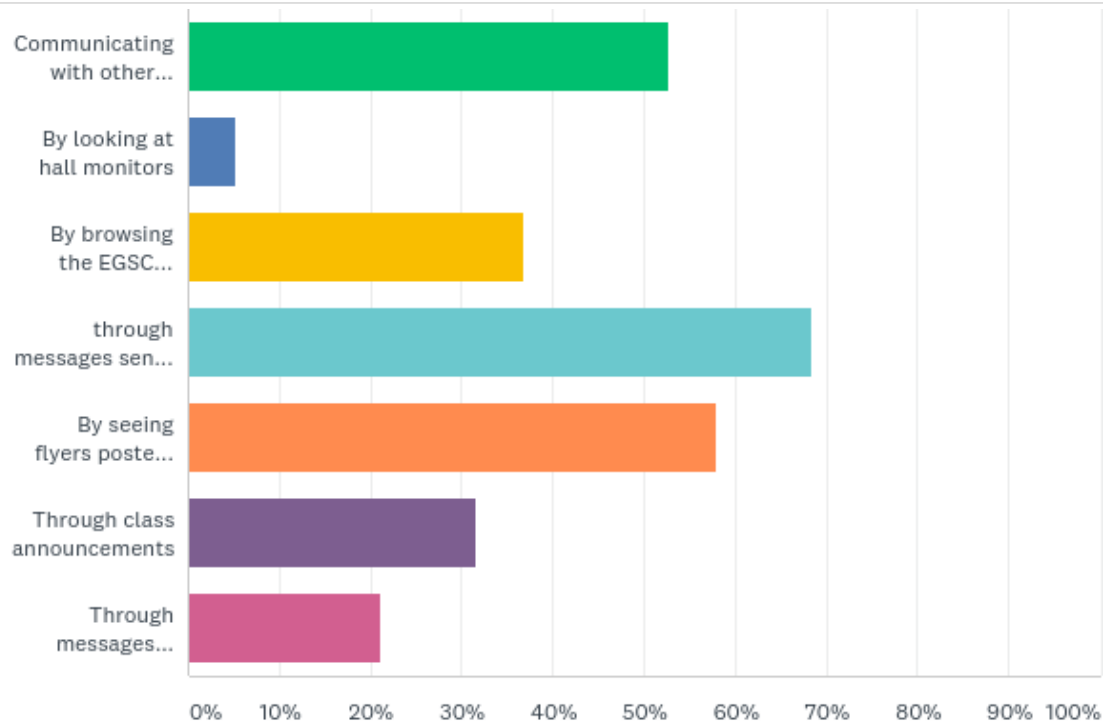
Q50: In how many campus activities have you participated this year?

Answered: 49 Skipped: 68

ANSWER CHOICES	RESPONSES	
None	61.22%	30
1-3	22.45%	11
4-6	10.20%	5
7-10	4.08%	2
More than 10	2.04%	1
TOTAL		49

Q51: How do you usually become aware of campus activities (check all that apply)?

Answered: 19 Skipped: 98



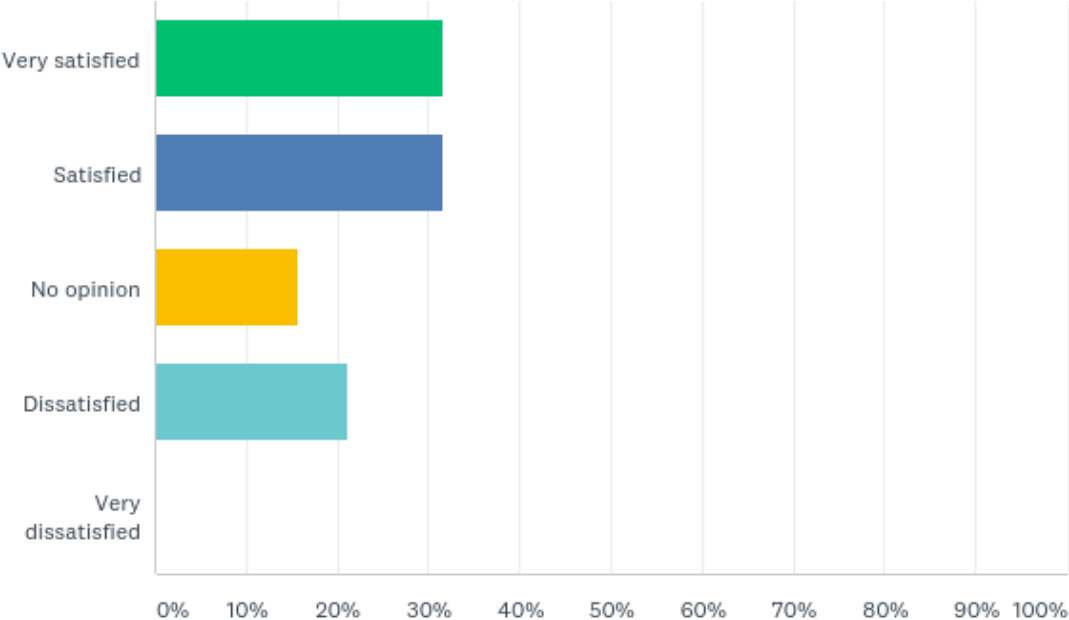
Q51: How do you usually become aware of campus activities (check all that apply)?

Answered: 19 Skipped: 98

ANSWER CHOICES	RESPONSES	
Communicating with other students	52.63%	10
By looking at hall monitors	5.26%	1
By browsing the EGSC website	36.84%	7
through messages sent to my CatMail account	68.42%	13
By seeing flyers posted on bulletin boards	57.89%	11
Through class announcements	31.58%	6
Through messages received on my phone	21.05%	4
Total Respondents: 19		

Q52: How satisfied are you with the activity space provided?

Answered: 19 Skipped: 98



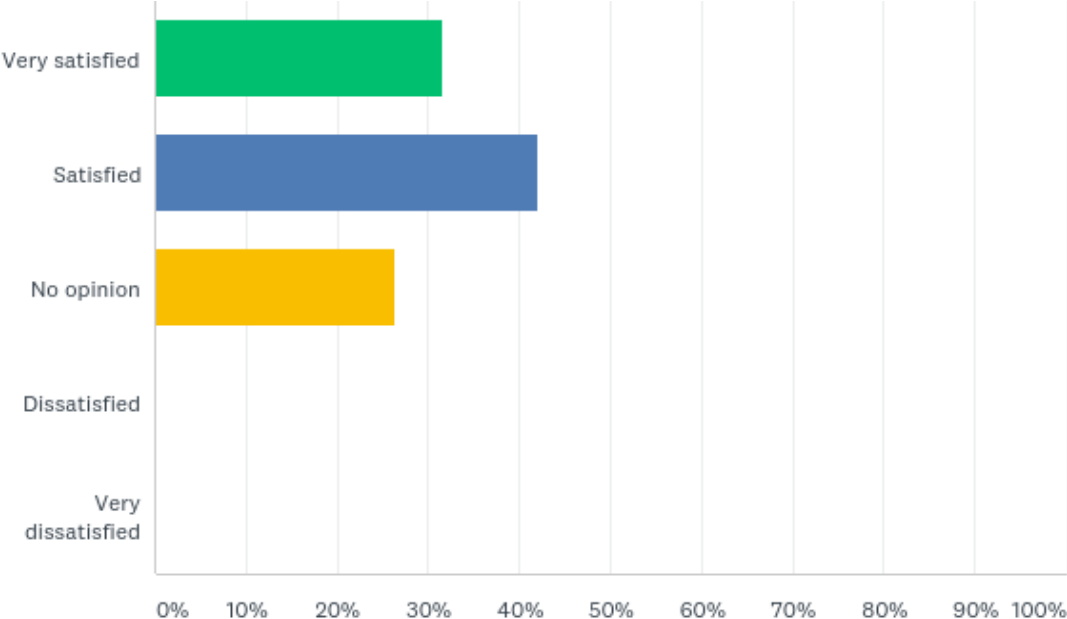
Q52: How satisfied are you with the activity space provided?

Answered: 19 Skipped: 98

ANSWER CHOICES	RESPONSES	
Very satisfied	31.58%	6
Satisfied	31.58%	6
No opinion	15.79%	3
Dissatisfied	21.05%	4
Very dissatisfied	0.00%	0
TOTAL		19

Q53: How satisfied are you with the campus activities provided this year?

Answered: 19 Skipped: 98



Q53: How satisfied are you with the campus activities provided this year?

Answered: 19 Skipped: 98

ANSWER CHOICES	RESPONSES	
Very satisfied	31.58%	6
Satisfied	42.11%	8
No opinion	26.32%	5
Dissatisfied	0.00%	0
Very dissatisfied	0.00%	0
TOTAL		19