Preliminary- subject to change

GENERAL PLAN NOTES

1. REFER TO SHEETS LS____ - LS____ FOR LOCATIONS OF WALLS AND PARTITIONS PROVIDING FIRE OR SMOKE RESISTIVE SEPARATION.
2. REFER TO SHEETS A____ AND A____ FOR GENERAL PROJECT NOTES, GRAPHIC SYMBOLS, EQUIPMENT MOUNTING DIMENSIONS, AND GRAB BAR LENGTHS.
3. REFER TO SHEET A____ FOR WALL TYPE LEGEND.
4. REFER TO SHEET A____ FOR LAYOUT OF WALL MOUNTED CLASSROOM EQUIPMENT.
5. INTERACTIVE WHITE BOARDS (IWB) FURNISHED AND INSTALLED BY OWNER. CM @ RISK SHALL COORDINATE INSTALLATION OF MARKERBOARDS (MB) TO ENSURE PROPER ALIGNMENT AND ADEQUATE SPACE FOR IWB.
6. INTERACTIVE WHITE BOARDS (IWB) FURNISHED BY OWNER AND INSTALLED BY CONTRACTOR.
7. WHERE A NOTE/DETAIL IS SHOWN FOR ONE CONDITION IT SHALL APPLY TO ALL SIMILAR AND LIKE CONDITIONS, UNLESS NOTED OTHERWISE.
8. FURNITURE IS NOT IN CONTRACT. FURNITURE SHOWN IS FOR LAYOUT PURPOSES ONLY.
9. GENERAL CONTRACTOR SHALL REINSTALL OWNER'S MARKERBOARDS, TACKBOARDS, SMARTBOARDS, PROJECTION SCREENS, BULLETIN BOARD DISPLAYS, AND CHALKBOARDS IN LOCATIONS AS INDICATED ON A____ AND A____.
10. SEE ELEVATIONS FOR ALL CONSTRUCTION AND/OR MODIFICATIONS TO WINDOW SYSTEM AND/OR WINDOW SYSTEM ELEMENTS.
11. REFER TO LS____ - LS____ FOR CONSTRUCTION PHASING.
12. INSTALL SOLID BLOCKING BELOW STANDS.
13. PATCH FLOOR TILE WHERE CMU PARTITIONS ARE REMOVED. INFILL AND/OR PATCH TO MATCH EXISTING TILE. REFER TO DEMOLITION PLAN FOR EXTENT AND LOCATION.
14. FILL AND CAULK ANNULAR SPACES AROUND PIPE PENETRATIONS IN PARTITIONS.
15. WHERE MATERIALS ARE REMOVE OR DEMOLISHED, INFILL AND/OR PATCH TO MATCH EXISTING ADJACENT FINISH AND/OR STRUCTURAL MEMBER.

KEYNOTE LEGEND - BY SHEET

NO.	NOTE

1	FIRST FLOOR PLAN
A2.11	1/8" = 1'-0"

NESSMITH-LANE BUILDING RENOVATION

EAST GEORGIA STATE COLLEGE / GEORGIA
SOUTHERN UNIVERSITY
847 PLANT DRIVE
STATESBORO, GA 30458
SCHEMATIC DESIGN

CogdellMendralaArchitects
COGDELL & MENDRALA ARCHITECTS, PC
517 EAST CONGRESS STREET
SAVANNAH, GEORGIA 31401
tel 912.234.6318
fax 912.236.8414
cogdellmendrala.com

SEAL:

NOT FOR CONSTRUCTION

PROJECT CONSULTANTS:

M.E.P. ENGINEERS:
DULOHERY WEEKS ENGINEERS
7402 HODGSON MEMORIAL DRIVE, SUITE 100
SAVANNAH, GA 31406

KEY PLAN:

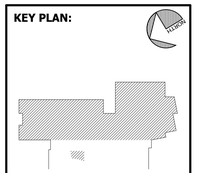

SHEET TITLE:
FIRST FLOOR PLAN

REVISION SCHEDULE

DATE	DESCRIPTION

PROJECT NO:	J-353
DATE:	06/10/2020
DRAWN BY:	SOR/EJM
SCALE:	1/8" = 1'-0"

SHEET: **A2.11**

C:\Users\eric.CMA.000\Documents\1920 EGSC Nessmith_emcman2013.rvt

6/10/2020 4:43:40 PM

Preliminary- subject to change

GENERAL PLAN NOTES

1. REFER TO SHEETS LS___ - LS___ FOR LOCATIONS OF WALLS AND PARTITIONS PROVIDING FIRE OR SMOKE RESISTIVE SEPARATION.
2. REFER TO SHEETS A___ AND A___ FOR GENERAL PROJECT NOTES, GRAPHIC SYMBOLS, EQUIPMENT MOUNTING DIMENSIONS, AND GRAB BAR LENGTHS.
3. REFER TO SHEET A___ FOR WALL TYPE LEGEND.
4. REFER TO SHEET A___ FOR LAYOUT OF WALL MOUNTED CLASSROOM EQUIPMENT.
5. INTERACTIVE WHITE BOARDS (IWB) FURNISHED AND INSTALLED BY OWNER. CM @ RISK SHALL COORDINATE INSTALLATION OF MARKERBOARDS (MB) TO ENSURE PROPER ALIGNMENT AND ADEQUATE SPACE FOR IWB.
6. INTERACTIVE WHITE BOARDS (IWB) FURNISHED BY OWNER AND INSTALLED BY CONTRACTOR.
7. WHERE A NOTE/DETAIL IS SHOWN FOR ONE CONDITION IT SHALL APPLY TO ALL SIMILAR AND LIKE CONDITIONS, UNLESS NOTED OTHERWISE.
8. FURNITURE IS NOT IN CONTRACT. FURNITURE SHOWN IS FOR LAYOUT PURPOSES ONLY.
9. GENERAL CONTRACTOR SHALL REINSTALL OWNER'S MARKERBOARDS, TACKBOARDS, SMARTBOARDS, PROJECTION SCREENS, BULLETIN BOARD DISPLAYS, AND CHALKBOARDS IN LOCATIONS AS INDICATED ON A___ AND A___.
10. SEE ELEVATIONS FOR ALL CONSTRUCTION AND/OR MODIFICATIONS TO WINDOW SYSTEM AND/OR WINDOW SYSTEM ELEMENTS.
11. REFER TO LS ___ - LS___ FOR CONSTRUCTION PHASING.
12. INSTALL SOLID BLOCKING BELOW STANDS.
13. PATCH FLOOR TILE WHERE CMU PARTITIONS ARE REMOVED. INFILL AND/OR PATCH TO MATCH EXISTING TILE. REFER TO DEMOLITION PLAN FOR EXTENT AND LOCATION.
14. FILL AND CAULK ANNULAR SPACES AROUND PIPE PENETRATIONS IN PARTITIONS.
15. WHERE MATERIALS ARE REMOVE OR DEMOLISHED, INFILL AND/OR PATCH TO MATCH EXISTING ADJACENT FINISH AND/OR STRUCTURAL MEMBER.

KEYNOTE LEGEND - BY SHEET

NO.	NOTE

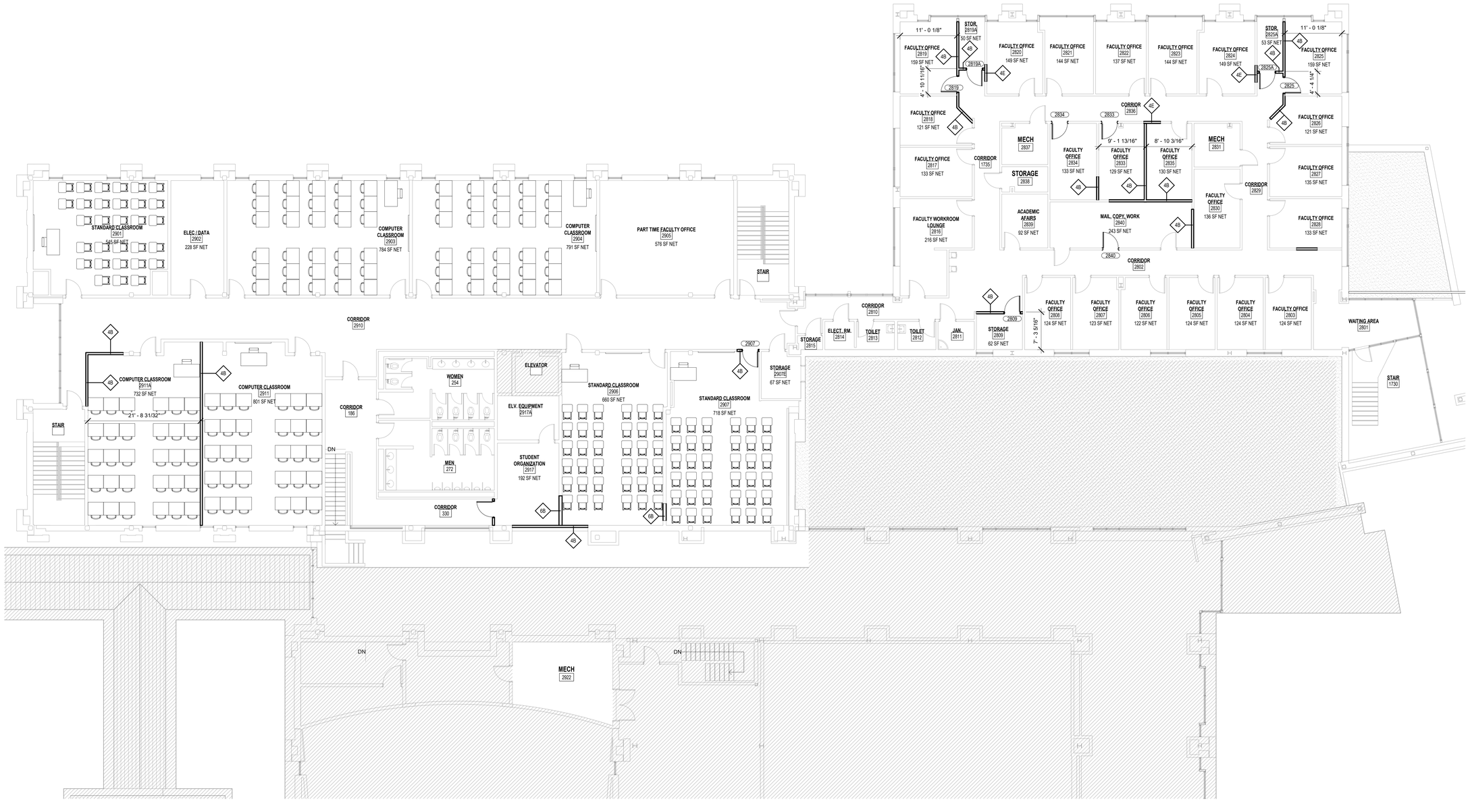

1 SECOND FLOOR PLAN

A2.12 1/8" = 1'-0"

NESSMITH-LANE BUILDING RENOVATION

EAST GEORGIA STATE COLLEGE / GEORGIA
SOUTHERN UNIVERSITY
847 PLANT DRIVE
STATESBORO, GA 30458
SCHEMATIC DESIGN

CogdellMendralaArchitects
COGDELL & MENDRALA ARCHITECTS, PC
517 EAST CONGRESS STREET
SAVANNAH, GEORGIA 31401
tel 912.234.6318
fax 912.236.8414
cogdellmendrala.com

SEAL:

NOT FOR CONSTRUCTION

PROJECT CONSULTANTS:
M.E.P. ENGINEERS:
DULOHERY WEEKS ENGINEERS
7402 HODGSON MEMORIAL DRIVE, SUITE 100
SAVANNAH, GA 31406

KEY PLAN:

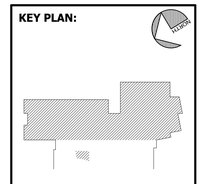

SHEET TITLE:
SECOND FLOOR PLAN

REVISION SCHEDULE	
DATE	DESCRIPTION

PROJECT NO: J-353
DATE: 06/10/2020
DRAWN BY: SOR/EJM
SCALE: 1/8" = 1'-0"

SHEET: A2.12

C:\Users\eric.CMA.000\Documents\1920 EGSC Nessmith_emcman2013.rvt

6/10/2020 4:43:45 PM